



**PANDROL**

Partners in excellence

# UK Track Fastenings Guide

2024 Edition

## Partners in excellence

At Pandrol, we believe in quality above all else, and are proud to provide innovative products and services that support rail infrastructure. Across the world, our solutions define the industry standard in rail fastenings, aluminothermic welding, electrification, track engineering and maintenance, and noise and vibration reduction.

This booklet is intended for use by all those involved in the specification, installation and maintenance of Pandrol fastenings in the UK and has been designed to answer the most frequently asked questions relating to our fastening systems. It is not applicable to other railways around the world because product specifications vary from region to region.



## Contents

<b>1</b> Fastclip FC / 4	<b>8</b> Vanguard / 60
<b>2</b> Fastclip PANFC / 14	<b>9</b> Common Components for Baseplates / 66
<b>3</b> Fastclip FCA / 20	<b>10</b> Re System / 76
<b>4</b> Fastclip FCB / 30	<b>11</b> ePlus / 82
<b>5</b> Fastclip SFC / 44	<b>12</b> e-Clip & PR Clips / 90
<b>6</b> Vipa SP / 50	<b>13</b> Panlocks & Rail Spikes / 112
<b>7</b> Fastclip Handtools / 56	<b>14</b> Index / 116




# Fastclip FC

Fastclip is a total system in which all components are delivered to site pre-assembled on the sleeper or baseplate. Once the sleepers are laid and the rail installed the clip is simply pushed onto the rail by means of a simple drive action.





Fastclip FC is a threadless fastening with low maintenance and pre-assembly of the fastening which remains captive on the sleeper. The unique switch on – switch off system enables fast efficient track installation and reduced maintenance costs. It is designed for all categories of track and rapid installation by mechanised equipment.

## → Fastclip Assemblies (Ballast)




NR Sleeper Code	Assy No.	Description
<b>Current Concrete Sleeper</b>		
G44 EG47 EG53 G55	8921	<b>FC1504 Concrete sleeper assembly for 56E1 rail 1436 mm gauge</b>
<b>Qty per Rail Seat</b>		
14395		FC1504 Clip Assembly (Green) x2
8582		FC 16.4 mm Insulator (Blue) - Field Side x1
8690		FC 10 mm Insulator (Black) - Gauge Side x1
6650		FC Studded Rubber rail pad* x1
<i>* 8531 FC Studded EVA rail pad (Curve less than 400m or low line speed)</i>		
G44 EG47 EG53 G55	8921	<b>FC1504 Concrete sleeper assembly for 60E2 rail 1438 mm gauge</b>
<b>Qty per Rail Seat</b>		
14395		FC1504 Clip Assembly (Green) x2
7551		FC 8 mm Insulator (White) x2
8854		FC Studded Rubber rail pad* x1
<i>* 9970 FC Studded EVA rail pad (Curve less than 400m or low line speed)</i>		
<b>Current Steel Sleeper</b>		
560H	10729	<b>FC1504 Steel sleeper assembly for 56E1 rail 1436 mm gauge</b>
<b>Qty per Rail Seat</b>		
14395		FC1504 Clip Assembly (Green) x2
8582		FC 16.4 mm Insulator (Blue) - Field Side x1
8690		FC 10 mm Insulator (Black) - Gauge Side x1
8531		FC Studded EVA rail pad x1
9482		FC Fastclip Hook in Shoulder (12 mm thick Sleeper) x2
560H	10729	<b>FC1504 Steel sleeper assembly for 60E2 rail 1438 mm gauge</b>
<b>Qty per Rail Seat</b>		
14395		FC1504 Clip Assembly (Green) x2
7551		FC 8 mm Insulator (White) x2
9970		FC Studded Rubber rail pad* x1
9482		FC Fastclip Hook in Shoulder (12 mm thick Sleeper) x2



## → Fastclip Assemblies (Ballast)

NR Sleeper Code	Assy No.	Description	
Discontinued / Serviceable Older Concrete Sleeper			
F41 EF36	8921	<b>FC1501 Concrete sleeper assembly for 56E1 rail 1438 mm gauge</b>	
<b>Qty per Rail Seat</b>		17390 FC1501 Clip Assembly (Red) x2 7551 FC 8 mm Insulator (White) x2 6650 FC Studded Rubber rail pad* x1	
* 8531 FC Studded EVA rail pad (Curve less than 400m or low line speed).			
Discontinued / Serviceable Older Steel Sleeper			
HH10 (MK2)	9921	<b>FC1504 10 mm Steel sleeper assembly for 56E1 rail 1436 mm gauge</b>	
<b>Qty per Rail Seat</b>		14395 FC1504 Clip Assembly (Green) x2 8582 FC 16.4 mm Insulator (Blue) - Field Side x1 8690 FC 10 mm Insulator (Black) - Gauge Side x1 8531 FC Studded EVA rail pad x1 9922 FC Fastclip Hook-In Shoulder (10 mm thick Sleeper) x2	
HH10 (MK2)	9363	<b>FC1504 10 mm Steel sleeper assembly for 60E2 rail 1438 mm gauge</b>	
<b>Qty per Rail Seat</b>		14395 FC1504 Clip Assembly (Green) x2 7551 FC 8 mm Insulator (White) x2 9970 FC Studded EVA rail pad x1 9922 FC Fastclip Hook-In Shoulder (10 mm thick Sleeper) x2	
HH12	10729	<b>FC1504 12 mm Steel sleeper assembly for 56E1 rail 1436 mm gauge</b>	
<b>Qty per Rail Seat</b>		14395 FC1504 Clip Assembly (Green) x2 8582 FC 16.4 mm Insulator (Blue) - Field Side x1 8690 FC 10 mm Insulator (Black) - Gauge Side x1 8531 FC Studded EVA rail pad x1 9482 FC Fastclip Hook-In Shoulder (12 mm thick Sleeper) x2	

## → Fastclip Assemblies (Ballast)

NR Sleeper Code	Assy No.	Description	
Discontinued / Serviceable Older Steel Sleeper			
HH12	10729	<b>FC1504 12 mm Steel sleeper assembly for 60E2 rail 1438 mm gauge</b>	
<b>Qty per Rail Seat</b>		14395 FC1504 Clip Assembly (Green) x2 7551 FC 8 mm Insulator (White) x2 9970 FC Studded EVA rail pad x2 9482 FC Fastclip Hook-In Shoulder (12 mm thick Sleeper) x2	
500 Series	New	<b>FC1501 Steel sleeper assembly for 56E1 rail 1435 mm gauge</b>	
<b>Qty per Rail Seat</b>		17390 FC1501 Clip Assembly (Red) x2 7551 FC 8 mm Insulator (White) x2 8531 FC Studded EVA rail pad x1 9482 FC Fastclip Hook-In Shoulder (12 mm thick Sleeper) x2	
HH10 (MK1)	10891	<b>FC1504 10 mm Steel sleeper assembly for 56E1 rail 1435 mm gauge</b>	
<b>Qty per Rail Seat</b>		14395 FC1504 Clip Assembly (Green) x2 8277 FC 13 mm Insulator (Yellow) - Field Side x2 8531 FC Studded EVA rail pad x1 9922 FC Fastclip Hook-In Shoulder (10 mm thick Sleeper) x2	

## → Fastclips

PADS Number	Part No.	Description	
057/ 048048	14395	<b>FC1504 Clip Assembly (Standard Finish: Green)</b>  Nominal toe load per clip = 10kN Material: Spring Steel + Plastic (HVN)	
057/ 048055	14395 CP	<b>FC1504 Clip Assembly (CP Finish: Purple)</b>  Nominal toe load per clip = 10kN Material: Spring Steel (Sherardised) + Plastic (HVN) Corrosion Protection (CP) finish – see Terminology	
057/ 048033	17390	<b>FC1501 Clip Assembly (Standard Finish: Red)</b>  Nominal toe load per clip = 10kN Material: Spring Steel + Plastic (HVN)	
057/ 048056	17390 CP	<b>FC1501 Clip Assembly (CP Finish: Grey Gloss)</b>  Nominal toe load per clip = 10kN Material: Spring Steel (Sherardised) + Plastic (HVN) Corrosion Protection (CP) finish – see Terminology	


## → Fastclips

PADS Number	Part No.	Description	
057/ 048589	22433	<b>FC1504 ZLR Clip Assembly (Standard Finish: Green, Blue Toe)</b>  Nominal toe load per clip = 0kN Material: Spring Steel + Plastic (HVN) Used in Zero Longitudinal Restraint (ZLR) assemblies – see Terminology  Used only with studded EVA rail pads	
Not allocated	22433 CP	<b>FC1504 ZLR CP Clip Assembly (CP Finish: Purple)</b>  Nominal toe load per clip = 0kN Material: Spring Steel (Sherardised) + Plastic (HVN) Corrosion Protection (CP) finish – see Terminology  Used only with studded EVA rail pads	

## → Fastclip Rail Pads

PADS Number	Part No.	Description	
<b>Studded EVA Rail Pads</b>			
057/ 048278	8531	<b>FC Studded Plastic Rail Pad for 56E1 Rail (Black)</b>  Working Thickness 10 mm Material: EVA Used on Fastclip steel sleepers 56E1 rail. Used in Zero Longitudinal Restraint (ZLR) assemblies – see Terminology. Can be used with existing sleeper configurations to convert the assembly into a ZLR assembly.	
057/ 048077	9970	<b>FC Studded Plastic Rail Pad for 60E2 Rail (Black)</b>  Working Thickness 10 mm Material: EVA Used on Fastclip steel sleepers with 60E2 rail. Supersedes / interchangeable with pad type 7850. Can be used with existing sleeper configurations to convert the assembly into a ZLR assembly.	
<b>Studded Rubber Rail Pads</b>			
057/ 048271	6650	<b>FC Studded Rubber Rail Pad for 56E1 Rail (Black)</b>  Working Thickness 10 mm Material: Natural Rubber Used on Fastclip concrete sleepers with 56E1 rail.	
057/ 048254	8854	<b>FC Studded Rubber Rail Pad for 60E2 Rail (Black)</b>  Working Thickness 10 mm Material: Natural Rubber Used on Fastclip concrete sleepers with 60E2 rail.	



## → Fastclip Insulators

PADS Number	Part No.	Description	
057/ 048021	7551	<b>FC Side post Insulator 8 mm (White)</b>  Material: Plastic HVN Used on G44, EG47, Series 560, 560H, 600, HH10 Mk2 and HH12 sleepers with 60E2 rail. Used on F41, 5F41, 5EF36 and Series 500 steel sleepers with 56E1 rail. Also used to replace obsolete insulator type 8914 previously used for hook-in shoulders with steel sleepers.	
057/ 048066	8690	<b>FC Side post Insulator 10 mm (Black)</b>  Material: Plastic HVN For use on the gauge side of the 56E1 rail when fitted to G44, EG47, Series 560, 560H, 600, HH10 Mk2 and HH12 sleepers. Also used to replace obsolete insulator type 9374 previously used for hook-in shoulders with steel sleepers.	
057/ 048064	8582	<b>FC Side post Insulator 16.4 mm (Blue)</b>  Material: Plastic (HVN) For use on the field side of the 56E1 rail when fitted to G44, EG47, Series 560, 560H, 600, HH10 Mk2 and HH12 sleepers. Also used to replace obsolete insulator type 9373 previously used for hook-in shoulders with steel sleepers.	
<b>Special Applications</b>			
057/ 048067	8691	<b>FC Side post Insulator 6 mm (Green)</b>  Material: Plastic (HVN) Used in limited areas where oversized 60E2 rail was supplied and replaces the gauge side type 7551 side post insulator.	

## → Fastclip Shoulders

PADS Number	Part No.	Description	
<b>Concrete Sleeper</b>			
057/ 048546	8888	<b>FC Cast in Shoulder for Concrete Sleepers</b>  Material: Cast Iron (SGI) Precast in supplied in sleeper types G44 and EG47.  In-track damaged shoulders can be replaced with glue-in shoulder 8888R.	
<b>Steel Sleepers</b>			
057/ 048072	9922	<b>FC Hook in Shoulder for 10 mm thick Steel Sleepers</b>  Material: Cast Iron (SGI) Sleeper type HH10	
057/ 048073	9482	<b>FC Hook in Shoulder for 12 mm thick Steel Sleepers</b>  Material: Cast Iron (SGI) Sleeper type HH12, 560H Series	
<b>Replacement Shoulder for Concrete Sleepers</b>			
Not allocated	8888R	<b>FC Sleeper types G44 and EG47</b>  Material: Cast Iron (SGI)  Modification of standard shoulder 8888. Shoulder only available as part of a complete supply and replacement service through the approved specialist subcontractor.  Pandrol drawing number 12372.	

## → Insulated Joint bars (IBJ's)

NR Sleeper Code	Part No.	Description	
G44 EG47 EG53 G55	N/A	<b>6-hole IBJ on concrete sleeper</b>  The clips fit snugly into the recess of the IBJ, and clip extraction is carried out using a rear arch Fastclip extractor.	
560H	N/A	<b>6-hole IBJ on steel sleepers</b>  The clips fit snugly into the recesses of the IBJ, and clip extraction is carried out using a rear arch Fastclip extractor.	



## Fastclip PANFC

The Pan FC baseplate is designed for mounting on composite sleepers, bearers, and longitudinal bearer systems. It is also suitable for use with hardwood timber bearers, bridge beams, and similar. The baseplate can be used with either CEN 60E2 or CEN 56E1 rail sections by utilising the appropriate sidepost insulator and rail foot pad.

The clips, pads, and insulators are fully interchangeable with the other Fastclip assemblies such as those used with G44 concrete sleepers. The unique “switch on – switch off” clip fitting system allows fast, efficient track installation and reduced maintenance costs.

### → PANFC Baseplate Assemblies (Ballast)

PADS Number	Assy No.	Description	
057/000942	24054-150-20	<b>PANFC FC1504 Composite/timber sleeper assembly for 56E1 rail</b>  Baseplate size: 391 mm x 220 mm Hole centres: 270 mm x 170 mm	
057/000961	24054-150-20	<b>PANFC FC1504 Composite/timber sleeper assembly for 60E2 rail</b>  Baseplate size: 391 mm x 220 mm Hole centres: 270 mm x 170 mm	
057/000943	24054-150-00	<b>PANFC FC1504 Composite/timber sleeper assembly for 56E1 rail</b>  Baseplate size: 391 mm x 220 mm Hole centres: 270 mm x 170 mm	



## → Fastclips

PADS Number	Part No.	Description
057/ 048048	14395	<b>FC1504 Clip Assembly (Standard Finish: Green)</b>  Nominal toe load per clip = 10kN Material: Spring Steel + Plastic (HVN)
057/ 048055	14395 CP	<b>FC1504 Clip Assembly (CP Finish: Purple)</b>  Nominal toe load per clip = 10kN Material: Spring Steel (Sherardised) + Plastic (HVN) Corrosion Protection (CP) finish – see Terminology
057/ 048589	22433	<b>FC1504 ZLR Clip Assembly (Standard Finish: Green, Blue Toe)</b>  Nominal toe load per clip = 0kN Material: Spring Steel + Plastic (HVN) Used in Zero Longitudinal Restraint (ZLR) assemblies – see Terminology  Used only with studded EVA rail pads
Not allocated	22433 CP	<b>FC1504 ZLR CP Clip Assembly (CP Finish: Purple)</b>  Nominal toe load per clip = 0kN Material: Spring Steel (Sherardised) + Plastic (HVN) Corrosion Protection (CP) finish – see Terminology  Used only with studded EVA rail pads



## → Fastclip Rail Pads


PADS Number	Part No.	Description
<b>Studded EVA Rail Pads</b>		
057/ 048278	8531	<b>FC Studded Plastic Rail Pad for 56E1 Rail (Black)</b>  Working Thickness 10 mm Material: EVA Used on Fastclip steel sleepers 56E1 rail. Used in Zero Longitudinal Restraint (ZLR) assemblies – see Terminology.  Can be used with existing sleeper configurations to convert the assembly into a ZLR assembly.
057/ 048077	9970	<b>FC Studded Plastic Rail Pad for 60E2 Rail (Black)</b>  Working Thickness 10 mm Material: EVA Used on Fastclip steel sleepers with 60E2 rail. Supersedes / interchangeable with pad type 7850.  Can be used with existing sleeper configurations to convert the assembly into a ZLR assembly.
<b>Studded Rubber Rail Pads</b>		
057/ 048271	6650	<b>FC Studded Rubber Rail Pad for 56E1 Rail (Black)</b>  Working Thickness 10 mm Material: Natural Rubber Used on Fastclip concrete sleepers with 56E1 rail.
057/ 048254	8854	<b>FC Studded Rubber Rail Pad for 60E2 Rail (Black)</b>  Working Thickness 10 mm Material: Natural Rubber Used on Fastclip concrete sleepers with 60E2 rail.






## → Fastclip Insulators

PADS Number	Part No.	Description	
057/ 048021	7551	<b>FC Side post Insulator 8 mm (White)</b>  Material: Plastic HVN Used on G44, EG47, Series 560, 560H, 600, HH10 Mk2 and HH12 sleepers with 60E2 rail. Used on F41, 5F41, 5EF36 and Series 500 steel sleepers with 56E1 rail. Also used to replace obsolete insulator type 8914 previously used for hook-in shoulders with steel sleepers.	
057/ 048066	8690	<b>FC Side post Insulator 10 mm (Black)</b>  Material: Plastic HVN For use on the gauge side of the 56E1 rail when fitted to G44, EG47, Series 560, 560H, 600, HH10 Mk2 and HH12 sleepers. Also used to replace obsolete insulator type 9374 previously used for hook-in shoulders with steel sleepers.	
057/ 048064	8582	<b>FC Side post Insulator 16.4 mm (Blue)</b>  Material: Plastic (HVN) For use on the field side of the 56E1 rail when fitted to G44, EG47, Series 560, 560H, 600, HH10 Mk2 and HH12 sleepers. Also used to replace obsolete insulator type 9373 previously used for hook-in shoulders with steel sleepers.	

## → PanFC Baseplate Anchors

PADS Number	Assy No.	Description	
057/ 000997	24191	<b>24 mm Anchor Screw</b>  Bottom-up method on timber Sleeper Component List for Hold-Down Assembly  <b>Qty per Anchor Assembly</b> 6161 6163 Ss8 Screw spike (24mm) 4330 Double helical Spring Washer (24 mm) 11244 M24 Plain washer  For installation of anchors refer to the assembly drawing or OMM.	

## → Anchor Parts

PADS Number	Part No.	Description	
057/ 077056	6163 6161	<b>Screw Spike</b>  Material: Steel Finish: Galvanised Ss8 6161 Ss5 6163	
057/ 001964	11244	<b>M24 Plain Washer</b>  Material: Steel Finish: Galvanised	
Not Allocated	4330	<b>Double Helical Spring Washer 24 mm (Fe6)</b>  Material: Spring Steel Finish: Galvanised	



## Fastclip FCA

Fastclip FCA has been designed for use on slab tracks where vertical adjustment is required. The system is suitable for use with all forms of pre-cast elements (block, twin block or slab).

The system can be assembled at the slab production facility and delivered to site captive on the pre-cast element. The FCA System is a slab track variant of the standard Fastclip FC assembly used for ballast track. The clips, pads and insulators are fully interchangeable with the Fastclip assemblies for the concrete sleeper.

### → FCA Assemblies (Slab Track)

PADS Number	Assy No.	Description
Not Allocated	16632	<b>FCA FC1504 Concrete Slab assembly for 56E1 rail 1436 mm gauge</b>
<b>Qty per Rail Seat</b>		
14395		FC1504 Clip Assembly (Green) x2
8274		FC 11 mm Insulator (Blue) x2
8854		FC Studded Rubber rail pad x1
20096		FCA Shoulder x2
C225/054-K1		FCA Coach screw x2
C225/162		Anchor insert (precast into concrete block)
Clips, pads and insulators are fully interchangeable with Fastclip assemblies for the concrete sleeper, Types G44 and EG47.		
Product Acceptance: PA005/006259	17610	<b>FCA FC1504 Concrete Slab assembly for 60E2 rail 1438 mm gauge</b>
<b>Qty per Rail Seat</b>		
14395		FC1504 Clip Assembly (Green) x2
8274		FC 11 mm Insulator (Blue) x2
8854		FC Studded Rubber rail pad x1
20096		FCA Shoulder x2
C225/054-K1		FCA Coach screw x2
C225/162		Anchor insert (precast into concrete block)
Clips, pads and insulators are fully interchangeable with Fastclip assemblies for the concrete sleeper, Types G44 and EG47.		




## → FCA Clips

PADS Number	Part No.	Description
057/ 048048	14395	<b>FC1504 Clip Assembly (Standard Finish: Green)</b>  Nominal toe load per clip = 10kN Material: Spring Steel + Plastic (HVN)
057/ 048055	14395 CP	<b>FC1504 Clip Assembly (CP Finish: Purple)</b>  Nominal toe load per clip = 10kN Material: Spring Steel (Sherardised) + Plastic (HVN) Corrosion Protection (CP) finish – see Terminology.
057/ 048589	FC1504 ZLR	<b>FC1504 ZLR Clip Assembly (Standard Finish: Green, Blue Toe)</b>  Nominal toe load per clip = 0kN Material: Spring Steel + Plastic (HVN) Used in Zero Longitudinal Restraint (ZLR) assemblies – see Terminology. Used only with studded EVA rail pads.
Not allocated	FC1504 CP ZLR	<b>FC1504 ZLR CP Clip Assembly (Standard Finish: Purple, Blue Toe)</b>  Nominal toe load per clip = 0kN Material: Spring Steel (Sherardised) + Plastic (HVN) Corrosion Protection (CP) finish – see Terminology.





## → FCA Shoulders

PADS Number	Part No.	Description
057/ 067009	20096	<b>FCA Screw-down Shoulder</b>  Material: Cast Iron (SGI) 0-10 mm of vertical adjustment Catalogue No. 057/067009, available only in CP (Sherardised) finish. Used for concrete slab track as part of the FCA System. The item superseded Shoulder Type 16427 and is fully interchangeable with the earlier type. FCA shoulders are screwed into a plastic dowel and used to transfer lateral loads. They are replaceable in track and to achieve height adjustment by progressive insertion of shims, are inserted below both shoulders and the rail.
<b>Shoulder for Vertical Adjustment</b>		
Not Allocated	20097	<b>FCA Screw-down Shoulder</b>  Material: Cast Iron (SGI) For 10-20 mm of vertical adjustment Use in conjunction with rail shim 19188 x1.
Not Allocated	20098	<b>FCA Screw-down Shoulder</b>  Material: Cast Iron (SGI) For 20-30 mm of vertical adjustment Use in conjunction with rail shim 19188 x2.



## → FCA Rail Pads

PADS Number	Part No.	Description	
057/ 048271	6650	<b>FC Studded Rubber Rail Pad for 56E1 Rail (Black)</b>  Thickness: 10 mm Material: Natural Rubber For use on FCA Assembly 16632 (56E1 rail)	
057/ 048254	8854	<b>FC Studded Rubber Rail Pad for 60E2 Rail (Black)</b>  Thickness: 10 mm Material: Natural Rubber For use on FCA Assembly 117610 (60E2 rail)	

## → Fastclip Insulators

PADS Number	Part No.	Description	
057/ 048067	8691	<b>FC Side Post Insulator 6 mm (Dark Green)</b>  Material: Plastic HVN For lateral rail adjustment	
Not allocated	9816	<b>FC Side Post Insulator 7 mm (Light Blue)</b>  Material: Plastic HVN For lateral rail adjustment	
057/ 048021	7551	<b>FC Side Post Insulator 8 mm (White)</b>  Material: Plastic HVN For lateral rail adjustment	
Not allocated	8272	<b>FC Side Post Insulator 9 mm (Orange)</b>  Material: Plastic (HVN) For lateral rail adjustment	



## → Fastclip Insulators

PADS Number	Part No.	Description	
057/ 048066	8690	<b>FC Side Post Insulator 10 mm (Black)</b> Material: Plastic HVN For lateral rail adjustment	
Not allocated	8274	<b>FC Side Post Insulator 11 mm (Dark Blue)</b> Material: Plastic HVN Used on both sides of the Pandrol FCA system for slab track installations.	
057/ 067011	8102	<b>FC Side Post Insulator 12 mm (Red)</b> Material: Plastic HVN For lateral rail adjustment	
057/ 048118	8277	<b>FC Side Post Insulator 13 mm (Yellow)</b> Material: Plastic (HVN) For lateral rail adjustment	

## → Fastclip Insulators

PADS Number	Part No.	Description	
Not Allocated	9556	<b>FC Side Post Insulator 14 mm (Grey)</b> Material: Plastic HVN For lateral rail adjustment	
Not Allocated	8999	<b>FC Side Post Insulator 15 mm (Light Green)</b> Material: Plastic HVN For lateral rail adjustment	
Not Allocated	9817	<b>FC Side Post Insulator 16 mm (Light Blue)</b> Material: Plastic HVN For lateral rail adjustment	

## → FCA Anchors

PADS Number	Part No.	Description
Not allocated	C225-054-K1	<b>FCA Coach Screw 24 mm</b> Material: Steel Finish: Galvanised
		
Not allocated	C225/165	<b>FCA Anchor Plastic Dowel Assembly</b>
		

## → FCA Height Adjustment Shims

PADS Number	Part No.	Description
Not Allocated	21793	<b>FCA Rail Seat Shim 10 mm</b> Material: Stainless Steel For 60E2 rail 19188-150 For 56E1 rail 19188-140
		
Not Allocated	21793	<b>FCA Height Adjustment Shims 1 &amp; 2 mm Thick</b> Material: Stainless Steel For 60E2 rail 21793-150-01 (1 mm) 21793-150-02 (2 mm) For 56E1 rail 21793-140-01 (1 mm) 21793-140-02 (2 mm)
		
Not Allocated	17418	<b>FCA Height Adjustment Shims 3,4,5,6 &amp; 10 mm Thick</b> Material: Plastic (HDPE) For 60E2 rail 17418-150-03 (3 mm) 17418-150-04 (4 mm) 17418-150-05 (5 mm) 17418-150-06 (6 mm) 17418-150-10 (10 mm) For 56E1 rail 17418-140-03 (3 mm) 17418-140-04 (4 mm) 17418-140-05 (5 mm) 17418-140-06 (6 mm) 17418-140-10 (10 mm)
		
Not Allocated	23123	<b>FCA Spacer Plate 27 mm Thick</b> Material: Cast Iron (SGI) For 60E2 rail 23123-150-27 For 56E1 rail 22123-140-27 Both to be used in conjunction with a 3 mm conforming shim 23487.
		
Not Allocated	23487	<b>FCA Conforming Shim Height 3 mm Thick</b> Material: Plastic (EVA) For 60E2 rail 2 3487-150-03 For 56E1 rail 23487-140-03 Both to be used in conjunction with a 27 mm Spacer Plate 23123
		

## 4



# Fastclip FCB

A fastening assembly which provides a captive Pandrol Fastclip rail fastening system mainly for ballastless track applications. The baseplate offers a very large range of both vertical and lateral adjustment in a configuration where these adjustments can be made very quickly and easily and with a minimum of additional components required.

The Pandrol Fastclip Baseplate is designed for use on either pre-cast concrete elements, direct pour concrete construction.

## → FCB Baseplate Assemblies (Slab Track)

PADS Number	Assy No.	Description
-------------	----------	-------------

DR (Double Resilience)

057/002787	24075	<b>FCB 2 Hole DR 1:20 Baseplate assembly for 56E1 rail for non-inclined concrete slab</b>
------------	-------	---

Baseplate size: 386 mm x 210 mm  
Hole Centres: 268 mm x 124 mm



057/002788	24076	<b>FCB 2 Hole DR 1:20 Baseplate assembly for 60E2 rail for non-inclined concrete slab</b>
------------	-------	---

Baseplate size: 386 mm x 210 mm  
Hole Centres: 268 mm x 124 mm



057/002789	24077	<b>FCB 2 Hole DR Baseplate assembly for 56E1 rail for inclined concrete slab</b>
------------	-------	--

Baseplate size: 386 mm x 210 mm  
Hole Centres: 268 mm x 124 mm



057/002790	24078	<b>FCB 2 Hole DR Baseplate assembly for 60E2 rail for inclined concrete slab</b>
------------	-------	--

Baseplate size: 386 mm x 210 mm  
Hole Centres: 268 mm x 124 mm













## → FCB Baseplate Assemblies (Slab Track)

PADS Number	Assy No.	Description	
SR (Single Resilience)			
057/002791	24079	<b>FCB 2 Hole SR 1:20 Baseplate assembly for 56E1 rail for non-inclined concrete slab</b> Baseplate size: 386 mm x 210 mm Hole Centres: 268 mm x 124 mm	
057/002792	24080	<b>FCB 2 Hole SR 1:20 Baseplate assembly for 60E2 rail for non-inclined concrete slab</b> Baseplate size: 386 mm x 210 mm Hole Centres: 268 mm x 124 mm	
057/002793	24081	<b>FCB 2 Hole SR Baseplate assembly for 56E1 rail for inclined slab track</b> Baseplate size: 386 mm x 210 mm Hole Centres: 268 mm x 124 mm	
057/002794	24082	<b>FCB 2 Hole SR Baseplate assembly for 60E2 rail for inclined slab track</b> Baseplate size: 386 mm x 210 mm Hole Centres: 268 mm x 124 mm	

## → FCB Clips

PADS Number	Part No.	Description	
057/048048	14395	<b>FC1504 Clip Assembly (Standard Finish: Green)</b> Nominal toe load per clip = 10kN Material: Spring Steel + Plastic (HVN)	
057/048055	14395 CP	<b>FC1504 Clip Assembly (CP Finish: Purple)</b> Nominal toe load per clip = 10kN Material: Spring Steel (Sherardised) + Plastic (HVN) Corrosion Protection (CP) finish – see Terminology.	
057/048589	22433	<b>FC1504 ZLR Clip Assembly (Standard Finish: Green, Blue Toe)</b> Nominal toe load per clip = 0kN Material: Spring Steel + Plastic (HVN) Used in Zero Longitudinal Restraint (ZLR) assemblies – see Terminology. Used only with studded EVA rail pads.	
Not allocated	22433 CP	<b>FC1504 ZLR CP Clip Assembly (Standard Finish: (Purple, Blue Toe)</b> Nominal toe load per clip = 0kN Material: Spring Steel (Sherardised) + Plastic (HVN) Corrosion Protection (CP) finish – see Terminology.	

## → FCB Rail Pads

PADS Number	Assy No.	Description
<b>DR (Double Resilience)</b>		
057/002825	22333	<b>FCB Studded Plastic Rail Pad for 56E1 Rail (Black)</b>  Working Thickness: 10 mm Material: EVA For 60E2 rail: 22333-150-11
		
057/002826	22333	<b>FCB Studded Plastic Rail Pad for 60E2 Rail (Black)</b>  Working Thickness: 10 mm Material: EVA For 56E1 rail: 22333-140-11
		
<b>SR (Single Resilience)</b>		
057/002828	22606	<b>FCB Studded Rubber Rail Pad for 60E2 and 56E1 Rail (Black)</b>  Working Thickness: 10 mm Material: Natural Rubber For 60E2 rail: 22606-150-10
		
057/002827	22606	<b>FCB Studded Rubber Rail Pad for 60E2 and 56E1 Rail (Black)</b>  Working Thickness: 10 mm Material: Natural Rubber For 56E1 rail: 222606-140-10
		

## → FCB Insulators

PADS Number	Part No.	Description
057/002829	24716-08	<b>8 mm FCB Side Post Insulator 8 mm (White)</b>  Material: HVN For FCB baseplate assemblies with 60E2 rail. Fitted field and gauge side of the baseplate.
		
057/002830	24716-11	<b>11 mm FCB Side Post Insulator 11 mm (Dark Red)</b>  Material: HVN For FCB baseplate assemblies with 56E1 rail. Fitted gauge side of the baseplate.
		
057/002831	24716-15	<b>15 mm FCB Side Post Insulator 12 mm (Orange)</b>  Material: HVN For FCB baseplate assemblies with 56E1 rail. Fitted field side of the baseplate.
		

## → FCB Anchors

PADS Number	Assy No.	Description
DR (Double Resilience)		
057/002833	24157	<b>FCB Anchor Screw 25 mm Assembly for DR Double Resilience assemblies</b>
For initial build Bottom-up method on concrete slab track Top-down method on concrete slab track Top-down method on concrete slab track with grout plinth		
<b>Components per anchor assembly</b>		
C225/195-J08		(2 per FCB baseplate required) GS25 Anchor Screw (164mm) x 1
12412		Disc Washer x1
20795-25		Clamp Washer x1
24386		Serrated Clamp Bush x1
24152		Insulating Bush x1
22619		Dowel Washer x1*
C225/238		GS25 Dowel Assembly x1*

\*These items are cast into concrete. Dowel Washer not required if using a 10 mm thick Construction shim 22387.



PADS Number	Assy No.	Description
DR (Double Resilience)		
Not Allocated	24506	<b>FCB Anchor Stud M24 Assembly for DR Double Resilience assemblies</b>
For initial build Bottom-up method on concrete slab track Top-down method on concrete slab track Top-down method on concrete slab track with grout plinth		
<b>Components per anchor assembly</b>		
		(2 per FCB baseplate required)
11368		M24 Nut x1
11242		Disc Washer x1
20795-24		Clamp Washer x1
24386		Serrated Clamp Bush x1
24152		Insulating Bush x1
11249-270		M24 Anchor Stud Glue In x1*

\*These items are cast into concrete. Dowel Washer not required if using a 10 mm thick Construction shim 22387.






## → FCB Anchors



PADS Number	Part No.	Description
057/002834	GS195-J08	<b>FCB GS25 Anchor Screw (164 mm)</b> For Vertical rail adjustment 0 -10 mm Material: Steel Finish: Galvanized
057/002835	GS195-J10	<b>FCB GS25 Anchor Screw (174 mm)</b> For Vertical rail adjustment 10 -20 mm
057/002836	GS195-J12	<b>FCB GS25 Anchor Screw (184 mm)</b> For Vertical rail adjustment 20 -30 mm
057/002837	GS195-J14	<b>FCB GS25 Anchor Screw (194 mm)</b> For Vertical rail adjustment 30 -40 mm
057/002838	GS195-J16	<b>FCB GS25 Anchor Screw (204 mm)</b> For Vertical rail adjustment 40 -50 mm
057/002839	GS195-J18	<b>FCB GS25 Anchor Screw (214 mm)</b> For Vertical rail adjustment 50 -60 mm
057/002840	GS195-J20	<b>FCB GS25 Anchor Screw (224 mm)</b> For Vertical rail adjustment 60 -70 mm
057/001962	11249	<b>M24 Anchor Stud Glue In</b> Material: Steel Finish: Galvanised Lengths from 270 mm to 320 mm



## → FCB Anchors

PADS Number	Part No.	Description	
057/002804	12412	<b>Disc Washer</b> Material: Spring Steel Finish: Zinc Pass	
057/002845	20795-25	<b>FCB Serrated Clamp Washer</b> Material: SGI Finish: Natural	
057/002843	24386	<b>FCB DR Clamp Bush</b> Material: SGI Finish: Natural	
057/002842	24152	<b>FCB DR Insulating Bush</b> Material: HVN Finish: Colour Natural	
057/002847	C225/238	<b>FCB GS25 DR Dowel Assembly</b> Material: Nylon, Steel & Foam Finish: Coloured Black and Natural	
057/002846	22619	<b>FCB DR Dowel Washer</b> Dowel Washer not required if using a 10 mm thick Construction shim 22387. Material: SGI Finish: Natural	
057/001963	11368	<b>M24 Nut</b> Material: Steel Finish: Galvanised <i>For use with anchor stud applications</i>	
057/001964	11244	<b>M24 Plain Washer</b> Material: Steel Finish: Galvanised <i>For use with anchor stud applications</i>	






## → FCB Anchors

PADS Number	Assy No.	Description	
<b>SR (Single Resilience)</b>			
057/002833	24158	<b>FCB Anchor Screw 25 mm Assembly for SR Single Resilience assemblies</b> For initial build Bottom-up method on concrete slab track Top-down method on concrete slab track Top-down method on concrete slab track with grout plinth <b>Components per anchor assembly</b> C225/195-J06 (2 per FCB baseplate required) 12412 GS25 Anchor Screw (154 mm) x1 20795-25 Washer x1 24387 Serrated Clamp Washer x1 C225/263 Clamp Bush x1 GS25 Dowel Assembly x1	
<b>SR (Single Resilience)</b>			
Not Allocated	24507	<b>FCB Anchor Stud M24 Assembly for SR Single Resilience assemblies</b> For initial build Bottom-up method on concrete slab track Top-down method on concrete slab track Top-down method on concrete slab track with grout plinth <b>Components per anchor assembly</b> 11368 (2 per FCB baseplate required) 11242 M24 Nut x1 20795-24 Washer x1 24387 Serrated Clamp Washer x1 11249-270 Clamp Bush x1 M24 Anchor Stud Glue In x1	



## → FCB Anchors

PADS Number	Part No.	Description	
057/002833	C225/195-J06	<b>FCB GS25 Anchor Screw (154 mm)</b> For Vertical rail adjustment 0-10 mm Material: Steel Finish: Galvanized	
057/002834	C225/195-J08	<b>FCB GS25 Anchor Screw (164 mm)</b> For Vertical rail adjustment 10 -20 mm	
057/002835	C225/195-J10	<b>FCB GS25 Anchor Screw (174 mm)</b> For Vertical rail adjustment 20-30 mm	
057/002836	C225/195-J12	<b>FCB GS25 Anchor Screw (184 mm)</b> For Vertical rail adjustment 30-40 mm	
057/002837	C225/195-J14	<b>FCB GS25 Anchor Screw (194 mm)</b> For Vertical rail adjustment 40-50 mm	
057/002838	C225/195-J16	<b>FCB GS25 Anchor Screw (204 mm)</b> For Vertical rail adjustment 50-60 mm	
057/002839	C225/195-J18	<b>FCB GS25 Anchor Screw (214 mm)</b> For Vertical rail adjustment 60 -70 mm	
057/001962	11249	<b>M24 Anchor Stud Glue In</b> Material: Steel Finish: Galvanized Lengths from 270 mm to 320 mm	

## → FCB Anchors

PADS Number	Part No.	Description	
057/002804	12412	<b>Disc Washer</b> Material: Spring Steel Finish: Zinc Passivated	
057/002845	20795	<b>FCB DR/SR Serrated Clamp Washer</b> Material: SGI Finish: Natural	
057/002844	24387	<b>FCB SR Serrated Clamp Bush</b> Material: SGI Finish: Natural	
057/002848	C225/263	<b>FCB SR Dowel Assembly</b> Material: Nylon, Steel & Foam Finish: Coloured Black and Natural	
057/001963	11368	<b>M24 Nut</b> Material: Steel Finish: Galvanized For use with anchor stud applications	
057/001965	11242	<b>M24 Disc Spring</b> Material: Spring Steel Finish: Zinc Passivated For use with anchor stud applications	

## → FCB Construction Shims

PADS Number	Part No.	Description	
057/ 002849	22628	<b>3 mm Thick Conforming Pad (Black) SR only</b>  For pre casted concrete elements (Bottom-Up Build Method) Material: HDPE	
057/ 002850	22387	<b>10 mm Thick Construction Shim Assembly (Grey)</b>  For Concrete Pour (Top-Down Build Method) Material: HDPE + SGI Use can conjunction with FCB dowel assembly	

## → FCB Height Adjustment Shims

PADS Number	Part No.	Description	
Not Allocated	Contact Pandrol	<b>FCB Height Adjustment Shim 1 mm</b>  Material: Steel	
Not Allocated	Contact Pandrol	<b>FCB Height Adjustment Shim 2 mm</b>  Material: Steel	
Not Allocated	Contact Pandrol	<b>FCB Height Adjustment Shim 3 mm</b>  Material: Plastic / Steel	
Not Allocated	Contact Pandrol	<b>FCB Height Adjustment Shim 4 mm</b>  Material: Plastic / Steel	
Not Allocated	Contact Pandrol	<b>FCB Height Adjustment Shim 5 mm</b>  Material: Plastic / Steel	
Not Allocated	Contact Pandrol	<b>FCB Height Adjustment Shim 10 mm</b>  Material: Plastic / Steel	
057/ 002853	22518-20	<b>FCB Height Adjustment Shim 20 mm</b>  Material: SGI	
057/ 002854	22518-30	<b>FCB Height Adjustment Shim 30 mm</b>  Material: HDPE Use in conjunction with SGI height shims 22518-10, 20 & 30. One shim needed between SGI height shim and concrete surface.	
057/ 002855	23407-05	<b>FCB Height Adjustment Shim 5 mm</b>  Material: HDPE Use in conjunction with SGI height shims 22518-20 & 30. One shim needed between SGI height shim and concrete surface.	



# Fastclip SFC

The Fastclip SFC baseplate system has been designed to easily transfer the advantages of the Pandrol Fastclip system to slab track applications. The captive fastening system makes it an ideal product for non-ballasted trackforms offering high levels of vertical and lateral adjustment.

The Pandrol Fastclip SFC baseplates are designed for use on wet pour top-down slabs, pre-cast blocks, sleepers, and plinths.

## → SFC Baseplate Assemblies (Slab / Steel Structures)

PADS Number	Assy No.	Description	
057/001958	14903	<b>SFC 4 Hole baseplate assembly for 56E1 1:20 rail for slab track and steel structures</b> Baseplate size: 397 mm x 289 mm Hole centres: 304 mm x 225 mm Uses an interchangeable 4-hole pattern - see Terminology.	
057/001959	15174	<b>SFC 4 Hole baseplate assembly for 60E2 1:20 rail for slab track and steel structures</b> Baseplate size: 397 mm x 289 mm Hole Centres: 304 mm x 225 mm Uses an interchangeable 4-hole pattern - see Terminology.	

## → SFC Clips

PADS Number	Part No.	Description
Not Allocated	15637	<b>FC1503 Clip Assembly (Standard Finish: Black)</b> Nominal toe load per clip = 10kN. Material: Spring Steel + Plastic (HVN) Use for SFC baseplates assemblies only.
057/002029	15637 CP	<b>FC1503 Clip Assembly (CP Finish: Blue)</b> Nominal toe load per clip = 10kN. Material: Spring Steel (Sherardised) + Plastic (HVN) Use for SFC baseplates assemblies only. Corrosion Protection (CP) finish – see Terminology.
Not Allocated	15639	<b>FC1503 ZLR Clip Assembly (Standard Finish: Black, Blue Toe)</b> Nominal toe load per clip = 0kN. Material: Spring Steel + Plastic (HVN) Used in Zero Longitudinal Restraint (ZLR) assemblies – see Terminology. Can be used with existing sleeper configurations to convert the assembly into a ZLR assembly. Used only with studded EVA rail pads.
Not Allocated	15639 CP	<b>FC1503 ZLR Clip Assembly (CP Finish: Blue, Blue Toe)</b> Nominal toe load per clip = 0kN. Material: Spring Steel (Sherardised) + Plastic (HVN) Zero Longitudinal Restraint (ZLR) assemblies allow longitudinal movement of the rail. Corrosion Protection (CP) finish – see Terminology.

## → SFC Insulators

PADS Number	Part No.	Description
057/048181	9284	<b>SFC/VIPA SP Side Post Insulator 8 mm (White)</b> Material: HVN For 4-hole baseplate assemblies with 60E2 rail. Fitted field and gauge side of the baseplate.
057/001975	10222	<b>SFC/VIPA SP Side Post Insulator 9 mm (Yellow)</b> Material: HVN For 4-hole baseplate assemblies with 56E1 rail. Fitted gauge side of the baseplate.
057/001976	9991	<b>SFC/VIPA SP Side Post Insulator 174 mm (Blue)</b> Material: HVN For 4-hole baseplate assemblies with 56E1 rail. Fitted field side of the baseplate.



## → SFC Rail Pads

PADS Number	Part No.	Description
-------------	----------	-------------

057/ 001989	10405	<b>SFC/VIPA SP Studded Rubber Rail Pad for 60E2 and 56E1 Rail (Black)</b>  Thickness: 10 mm Material: Natural Rubber  For SFC and VIPA SP 4-hole baseplate assemblies for either 60E2 or 56E1 rail.
----------------	-------	--



Not Allocated	12067	<b>SFC/VIPA SP Studded Plastic Rail Pad for 60E2 and 56E1 Rail (Blue) for ZLR</b>  Applications Thickness: 10 mm Material: EVA  For SFC and VIPA SP 4-hole baseplate assemblies for either 60E2 or 56E1 rail.
---------------	-------	---





## Fastclip VIPA SP

VIPA SP is a resilient track support system that has been developed to attenuate the wheel / rail contact induced vibrations that are transferred from the rail to the supporting structure. The concept is based on providing support through two layers of resilient pads.

VIPA SP assemblies are available for fixation to timber, steel, and concrete supporting structures.


### → VIPA SP Baseplate Assemblies (Slab / Steel Structures)

PADS Number	Part No.	Description	
057/ 001960	11308	<b>VIPA SP Standard 4 Hole VIPA SP baseplate assembly for 56E1 rail 1:20 for slab track and steel structures</b>  Baseplate size: 400 mm x 289 mm Hole Centres: 304 mm x 225 mm Uses an interchangeable 4-hole pattern - see Terminology.	
057/ 001961	10435	<b>VIPA SP Standard 4 Hole VIPA SP baseplate assembly for 60E2 1:20 rail for slab track and steel structures</b>  Baseplate size: 400 mm x 289 mm Hole Centres: 304 mm x 225 mm Uses an interchangeable 4-hole pattern - see Terminology.	
<b>Special Applications</b>			
Not Allocated	20759	<b>VIPA SP Stiffened 4 Hole VIPA SP baseplate assembly for 56E1 rail 1:20 for slab track and steel structures</b>  Baseplate size: 400 mm x 289 mm Hole Centres: 304 mm x 225 mm Uses an interchangeable 4-hole pattern - see Terminology.	
Not Allocated	20760	<b>VIPA SP Stiffened 4 Hole VIPA SP baseplate assembly for 60E2 1:20 rail for slab track and steel structures (transition zones)</b>  Baseplate size: 400 mm x 289 mm Hole Centres: 304 mm x 225 mm Uses an interchangeable 4-hole pattern - see Terminology.	

## → VIPA SP Baseplate Assemblies (Ballast)

PADS Number	Assy No.	Description	
<b>Concrete Bearers / Timber or Composite Sleepers</b>			
057/001956	13788	<b>VIPA SP Standard "Narrow" 4-hole baseplate assembly for 56E1 rail 1:20 for timber or concrete bearers</b>  Baseplate size: 500 mm x 200 mm Hole Centres: 445 mm x 145 mm  Uses standard circular holes for timber sleepers, and the hole pattern is not interchangeable with standard baseplate configurations.	
057/001957	10601	<b>VIPA SP Standard "Narrow" 4-hole baseplate assembly for 60E2 rail 1:20 for timber or concrete bearers</b>  Baseplate size: 500 mm x 200 mm Hole Centres: 445 mm x 145 mm  Uses standard circular holes for timber sleepers, and the hole pattern is not interchangeable with standard baseplate configurations.	
<b>Special Applications</b>			
Not Allocated	20761	<b>VIPA SP Stiffened "Narrow" 4-hole baseplate assembly for 56E1 rail 1:20 for timber or concrete bearers for Transition Zones on Ballast</b>  Baseplate size: 500 mm x 200 mm Hole Centres: 445 mm x 145 mm  Uses standard circular holes for timber sleepers, and the hole pattern is not interchangeable with standard baseplate configurations.	
Not Allocated	20762	<b>VIPA SP Stiffened "Narrow" 4-hole baseplate assembly for 60E2 rail 1:20 for timber or concrete bearers for Transition Zones on Ballast</b>  Baseplate size: 500 mm x 200 mm Hole Centres: 445 mm x 145 mm  Uses standard circular holes for timber sleepers, and the hole pattern is not interchangeable with standard baseplate configurations.	

## → VIPA SP Clips

PADS Number	Part No.	Description	
057/048048	14395	<b>FC1504 Clip Assembly (Standard Finish: Green)</b>  Nominal toe load per clip = 10kN. Material: Spring Steel + Plastic (HVN)	
057/048055	14395 CP	<b>FC1504 Clip Assembly (CP Finish: Purple)</b>  Nominal toe load per clip = 10kN Material: Spring Steel (Sherardised) + Plastic (HVN) Corrosion Protection (CP) finish – see Terminology.	
Not Allocated	22433	<b>FC1504 ZLR Clip Assembly (Standard Finish: Green, Blue Toe)</b>  Nominal toe load per clip = 0kN Material: Spring Steel + Plastic (HVN) Used in Zero Longitudinal Restraint (ZLR) assemblies – see Terminology.  Used only with studded EVA rail pads.	
Not Allocated	22433 CP	<b>FC1504 ZLR CP Clip Assembly (CP Finish: Purple, Blue Toe)</b>  Nominal toe load per clip = 0kN Material: Spring Steel (Sherardised) + Plastic (HVN) Corrosion Protection (CP) finish – see Terminology.	

## → VIPA SP Insulators

PADS Number	Part No.	Description	
057/ 048181	9284	<b>SFC/VIPA SP Side Post Insulator 8 mm (White)</b>  Material: HVN For 4-hole baseplate assemblies with 60E2 rail. Fitted field and gauge side of the baseplate.	
057/ 001975	10222	<b>SFC/VIPA SP Side Post Insulator 9 mm (Yellow)</b>  Material: HVN For 4-hole baseplate assemblies with 56E1 rail. Fitted gauge side of the baseplate.	
057/ 001976	9991	<b>SFC/VIPA SP Side Post Insulator 17.4 mm (Blue)</b>  Material: HVN For 4-hole baseplate assemblies with 56E1 rail. Fitted field side of the baseplate.	

## → VIPA SP Rail Pads

PADS Number	Part No.	Description	
057/ 001989	10405	<b>SFC/VIPA SP Studded Rubber Rail Pad for 60E2 and 56E1 Rail (Black)</b>  Thickness: 10 mm Material: Natural Rubber For SFC and VIPA SP 4-hole baseplate assemblies for either 60E2 or 56E1 rail.	
Not Allocated	12067	<b>SFC/VIPA SP Studded Plastic Rail Pad for 60E2 and 56E1 Rail (Blue) for ZLR</b>  Applications Thickness: 10 mm Material: EVA For SFC and VIPA SP 4-hole baseplate assemblies for either 60E2 or 56E1 rail.	

# 7 Fastclip Handtools

## → Hand Tools for FC, PANFC, FCA, FCB SFC & Vipa SP

PADS Number	Tool No.	Description
Not Allocated	AE 19914	<b>Fastclip Over The Rail (Universal OTR) Clip Installer (Yellow)</b> These tools react from the rail, meaning they are faster and safer because they are not prone to slipping from the shoulder. Compatible with a wide range of systems including FC, PANFC, FCA, FCB, VIPA-SP & SFC. Supplied with a straight head and steel handle.
039/047850	AE 18458	<b>Fastclip Over The Rail (OTR) Clip Installer (Yellow)</b> These tools react from the rail, meaning they are faster and safer because they are not prone to slipping from the shoulder. Compatible with a wide range of systems including FC, FCA, VIPA-SP & SFC. Supplied with a straight head and steel handle.
111/107012	AE 21272	<b>Insulated Fastclip Over The Rail (OTR) Clip Installer (Yellow/Orange)</b> As per AE18458 but with a fully insulated handle.
111/107012	AE 19906	<b>Insulated Fastclip Over The Rail (OTR) Clip Installer for Limited Access Area (Yellow/Orange)</b> Used where access is limited such as adjacent to 3rd Rail. Supplied with a cranked head and fibreglass handle.
039/047851	AE 16180	<b>Fastclip Clip Extractor (White)</b> These tools react from the rail, meaning they are faster and safer because they are not prone to slipping from the shoulder. Compatible with a wide range of systems including FC, FCA, FCB, VIPA-SP & SFC. Supplied with a straight head and steel handle.
Not allocated	AE 18559	<b>Insulated Fastclip Clip Extractor (White/Orange)</b> As per AE16180 but with a fibreglass handle.

## → Hand Tools for FC, PANFC, FCA, FCB SFC & Vipa SP

PADS Number	Tool No.	Description
039/016974	AE 18141	<b>Fastclip Clip Rear Arch Extractor (White)</b> This tool is needed at IBJ's to extract clips which are shielded by the scalloped section of the joint. It is also unique to Fastclip FC.
Not Allocated	AE 18144	<b>Insulated Fastclip Clip Rear Arch Extractor (White/Orange)</b> As per AE18144 but with a fully insulated handle.
039/047852	AE 17152	<b>Fastclip Sleeper Lifter (Blue)</b> Suitable for use on Fastclip FC sleepers only. The original version of the sleeper lifter can still be used in conjunction with the new installer where sleepers need to be lifted more than 20 mm.
Not Allocated	AE 18215	<b>Insulated Fastclip Sleeper Lifter (Blue/Orange)</b> As per AE17152 but with a fully insulated handle.

## → FC Stressing Rollers

PADS Number	Tool No.	Description
094/ 018014	114- 0001	<p><b>FC Stressing Roller (Blue)</b></p> <p>For FC Sleeper and FCA Assemblies This is a multi-function stressing roller for FC clip types. It combines both the side and under roller requirements for stressing rail. It also incorporates a lift function removing the need for track jacks.</p> <p>Cannot be used on FCB baseplate assemblies.</p>
Not Allocated	AE 18132	<p><b>Vipa SP and Fastclip SFC Baseplate Side Roller (Yellow/Orange)</b></p> <p>Hooks over the shoulder on the inside of the track curve and tightens using the screw to adjust the ball-bearing to touch the web of the rail. Use at least one roller every 10 rail seats, depending upon the severity of the curve.</p>
Not Allocated	AE 17499	<p><b>Vipa SP and Fastclip SFC Baseplate Under Roller (White)</b></p> <p>This is a simple wire roller, which fits on top of the rail pad once the rail has been lifted out of the rail seat. It is a low friction roller designed to provide an even distribution of the tension from the hydraulic stressing jacks. It should be fitted at least at 1 in 10 baseplates during the stressing pull. The handle should be on the opposite side from direction of the pull.</p>



## 8



# Vanguard

Vanguard provides a rail fastening system with very low vertical dynamic stiffness that leads to high levels of vibration isolation without significant dynamic gauge widening under traffic. The significant reduction of vibration and secondary noise makes it ideal for applications in the most sensitive areas to these environmental concerns.

Pandrol Vanguard assemblies are suitable for application on concrete or timber sleepers, slab track, bridges, tunnels, and viaducts.

## → Vanguard Assemblies (Slab / Steel Structures)

NR Sleeper Code	Assy No.	Description	
Not Allocated	10853	<b>Vanguard 4-hole Baseplate Assembly for 56E1 rail</b>	
		<b>Qty per Rail Seat</b> 10396 Vanguard Baseplate 1:20 x1 9413 Vanguard Side Bracket for 56E1 rail x2 9705 Vanguard Hook in Shoulder x2 9242 Vanguard Locking Wedge x2 9456 Vanguard Side Rubber for 56E1 rail x2 9766 Vanguard Bump Stop Pad x1 7920 Vanguard Retention Clip x2 Baseplate size: 405 mm x 288 mm Hole Centres: 304 mm x 225 mm	
Not Allocated	10395	<b>Vanguard 4-hole Baseplate Assembly for 60E2 rail</b>	
		<b>Qty per Rail Seat</b> 10396 Vanguard Baseplate 1:20 x1 9765 Vanguard Side Bracket for 60E2/60E2 rail x2 9705 Vanguard Hook in Shoulder x2 9242 Vanguard Locking Wedge x2 9769 Vanguard Side Rubber for 60E2 rail x2 9766 Vanguard Bump Stop Pad x1 27920 Vanguard Retention Clip x2 Baseplate size: 405 mm x 288 mm Hole Centres: 304 mm x 22 mm	

## → Vanguard Hand Tools

PADS Number	Part No.	Description	
057/ 060022	10396	<b>Vanguard Standard 4-hole baseplate 1:20</b>  Material: Cast Iron (SGI) Finish: Natural, or Painted Black  Standard black paint finish can be omitted where fire regulations apply.	
057/ 060023	9705	<b>Vanguard Hook-In Shoulder</b>  Material: Cast Iron (SGI) Finish: Natural, or Painted Black  Standard black paint finish can be omitted where fire regulations apply.	
057/ 060025	9765	<b>Vanguard Side Plate for 60E2 rail</b>  Material: Cast Iron (SGI) Finish: Natural, or Painted Black  Standard black paint finish can be omitted where fire regulations apply.	
057/ 048350	9413	<b>Vanguard Side Plate for 56E1 rail</b>  Material: Cast Iron (SGI) Finish: Natural, or Painted Black  Standard black paint finish can be omitted where fire regulations apply.	

## → Vanguard Parts

PADS Number	Part No.	Description	
057/ 060026	9242	<b>Vanguard Locking Wedge</b>  Material: Cast Iron (SGI) Finish: Natural, or Painted Black  Standard black paint finish can be omitted where fire regulations apply.	
057/ 060027	9769	<b>Vanguard Side Rubber Assembly for 60E2 rail (Black)</b>  Material: Natural Rubber / Steel  The rubber is permanently bonded to a steel backing plate which fits only in the correct orientation into the side arm.	
057/ 048334	9456	<b>Vanguard Side Rubber Assembly for 56E1 Rail (Black)</b>  Material: Natural Rubber / Steel  The rubber is permanently bonded to a steel backing plate which fits only in the correct orientation into the side arm.	
057/ 048335	7920	<b>Vanguard Retention Clip (Yellow)</b>  Material: Spring Steel Finish: Painted Yellow	
057/ 060024	9766	<b>Vanguard Bump Stop Pad (Black)</b>  Material: Natural Rubber  The pad provides a cushion if the rail moves through the air gap between the foot of the rail and the baseplate. This will rarely happen in practice.	



## → Vanguard Parts

PADS Number	Tool No.	Description
Not Allocated	AE 21130	<p><b>Vanguard Lightweight (CE) Clamping Frame Assembly</b></p> <p>Vanguard Installer / Extractor Clamping Tool</p> <p>Either the Electric Pump AE or Hand Pump AE can be used with the Lightweight (CE) Clamping Tool Assembly.</p> <p>Supplied with separate and detailed operating instructions.</p>
Not Allocated	AE 23902	<p><b>Vanguard Clamp Tool Electric (CE) Battery Pump Assembly</b></p> <p>Use in conjunction with Vanguard Clamp tool AE21130 only.</p> <p>Delivers an increased productivity rate and an automatic pressure setting, which is an improvement over the hand-operated pump.</p> <p>Supplied with separate and detailed operating instructions.</p>
Not Allocated	AE 23758	<p><b>Vanguard Clamp Tool Hydraulic (CE) Hand Pump Assembly</b></p> <p>Use in conjunction with Vanguard clamp frame AE21130 or as a pump replacement for AE17207</p> <p>Supplied with separate and detailed operating instructions.</p>
<b>Old Style Tool</b>		
057/048879	AE 17207	<p><b>Vanguard Clamping Frame c/w Hand pump</b></p> <p>Vanguard Installer / Extractor Clamping Tool</p> <p>Supplied with separate and detailed operating instructions.</p>



# Common Components

Additional common components used on the SFC, VIPA SP and Vanguard assemblies for installation and maintenance work. All the components have a proved record in track environment.



## → SFC, VIPA SP and Vanguard Baseplate Anchors

PADS Number	Assy No.	Description												
Not Allocated	24187	<p><b>M24 Glue in Anchor Stud Assembly</b></p> <p>Bottom-up method on pre-cast concrete slab track and top-down method on concrete slab track with grout plinth.</p> <p><b>Qty per Anchor Assembly</b></p> <table border="1"> <tr><td>11249</td><td>M24 Glue in Anchor Stud x1*</td></tr> <tr><td>11368</td><td>M24 Hex Head Nut x1</td></tr> <tr><td>11244</td><td>M24 Flat Washers x2</td></tr> <tr><td>11242</td><td>M24 Disc Springs x2</td></tr> <tr><td>11032-24</td><td>Top-Hat Bush: (Black) x 1</td></tr> <tr><td>9978</td><td>Serrated Washer x1</td></tr> </table> <p>Construction Shim11361 (poured epoxy grout) Conforming pad10401 (on pre-cast concrete)</p> <p><i>* Glue-in anchor studs are available in different lengths depending on application.</i> <i>For installation of anchors refer to the assembly drawing or OMM.</i></p>	11249	M24 Glue in Anchor Stud x1*	11368	M24 Hex Head Nut x1	11244	M24 Flat Washers x2	11242	M24 Disc Springs x2	11032-24	Top-Hat Bush: (Black) x 1	9978	Serrated Washer x1
11249	M24 Glue in Anchor Stud x1*													
11368	M24 Hex Head Nut x1													
11244	M24 Flat Washers x2													
11242	M24 Disc Springs x2													
11032-24	Top-Hat Bush: (Black) x 1													
9978	Serrated Washer x1													
Not Allocated	24188	<p><b>M24 Cast in Anchor Stud Assembly</b></p> <p>Bottom-up method on pre-cast concrete slab track and top-down method on direct pour concrete slabs.</p> <p><b>Qty per Anchor Assembly</b></p> <table border="1"> <tr><td>20390</td><td>M24 Glue in Anchor Stud x1*</td></tr> <tr><td>11368</td><td>M24 Hex Head Nut x1</td></tr> <tr><td>11244</td><td>M24 Flat Washers x2</td></tr> <tr><td>11242</td><td>M24 Disc Springs x2</td></tr> <tr><td>11032-24</td><td>Top-Hat Bush: (Black) x 1</td></tr> <tr><td>9978</td><td>Serrated Washer x1</td></tr> </table> <p>Construction Shim11361 (poured epoxy grout) Conforming pad10401 (on pre-cast concrete)</p> <p><i>* Glue-in anchor studs are available in different lengths depending on application.</i> <i>For installation of anchors refer to the assembly drawing or OMM.</i></p>	20390	M24 Glue in Anchor Stud x1*	11368	M24 Hex Head Nut x1	11244	M24 Flat Washers x2	11242	M24 Disc Springs x2	11032-24	Top-Hat Bush: (Black) x 1	9978	Serrated Washer x1
20390	M24 Glue in Anchor Stud x1*													
11368	M24 Hex Head Nut x1													
11244	M24 Flat Washers x2													
11242	M24 Disc Springs x2													
11032-24	Top-Hat Bush: (Black) x 1													
9978	Serrated Washer x1													



## → SFC, VIPA SP and Vanguard Baseplate Anchors

PADS Number	Assy No.	Description
Not Allocated	24189	<b>M24 Anchor Bolt</b>
Bottom-up method on steel deck Component List for Hold-Down Assembly		
<b>Qty per Anchor Assembly</b>		
13110	M24 Hex Head Bolt x1*	
11244	M24 Flat Washers x2	
11242	M24 Disc Springs x2	
11032-24	Top-Hat Bush (Black) x1	
9978	Serrated Washer x1	
11368	M24 Hex Head Nut x1	
* Anchor bolts are available in different lengths depending on application. For installation of anchors refer to the assembly drawing or OMM.		



Not Allocated	10892	<b>23 mm Screw c/w Plastic Dowel Anchor Assembly</b>
Bottom-up method on precast concrete slab track and top-down method on concrete slab track.		
<b>Qty per Anchor Assembly</b>		
10886-23	23 mm Screw x1	
11244	M24 Flat Washers x2	
11242	M24 Disc Springs x2	
11032-23	Top-Hat Bush (Yellow) x1	
9978	Serrated Washer x1	
10887	Plastic Dowel x1	
Slab track concrete poured to beneath the baseplate or set with concrete sleepers. Construction Shim11361;(wet poured concrete) Conforming pad10401;(on precast concrete) For installation of anchors refer to the assembly drawing or OMM.		



## → SFC, VIPA SP and Vanguard Baseplate Anchors

PADS Number	Assy No.	Description
Not Allocated	24190	<b>M24 Bolt c/w Metal Insert Anchor Assembly</b>
Bottom-up method on precast concrete slab track and top-down method on concrete slab track.		
<b>Qty per Anchor Assembly</b>		
13110	M24 Hex Head Bolt x1	
11244	M24 Flat Washers x2	
11242	M24 Disc Springs x2	
11032-24	Top-Hat Bush (Black) x1	
9978	Serrated Washer 1	
9744	M24 Metal Insert x1	
Construction Shim11361 (wet poured concrete) Conforming pad10401 (on pre-cast concrete) For installation of anchors refer to the assembly drawing or OMM.		



Not Allocated	24191	<b>24 mm Anchor Screw</b>
Bottom-up method on timber Sleeper Component List for Hold-Down Assembly		
<b>Qty per Anchor Assembly</b>		
6163	Ss5 Screw spike (24 mm)	
4330	Double helical Spring Washer (24 mm)	
For installation of anchors refer to the assembly drawing or OMM.		



## → Anchor Parts

PADS Number	Part No.	Description
057/ 001962	11249	<b>M24 Anchor Stud Glue In</b>  Material: Steel Finish: Galvanised Lengths from 225 mm to 320 mm
Not Allocated	20390	<b>M24 Anchor Stud Cast In</b>  Material: Steel Finish: Galvanised Length 235 mm
057/ 001970	13110	<b>M24 Hex Head Bolts</b>  Material: Steel Finish: Galvanised Lengths from 140 mm to 210 mm
057/ 001972	10086	<b>23 mm Anchor Screw</b>  Material: Steel Finish: Galvanised This anchor screw can be used for vertical adjustment of +15 mm. For adjustment between +16 and +30 mm, please order anchor screw 12671.



## → Anchor Parts

PADS Number	Part No.	Description
057/ 000996	6161-140	<b>Screw Spike</b>  Material: Steel Finish: Galvanised Ss8 6161 Ss5 6163
057/ 000997	6161-150	<b>Hole repair Coil Standard</b>  Pandrol Coil for refurbishment of timber sleeper hole to improve pull out strength, torque of the Screw spike and dynamic gauge performance of baseplate on timber.
057/ 000998	6161-160	<b>Hole repair Coil Large</b>  Pandrol Coil for refurbishment of timer sleeper hole to improve pull out strength, torque of the Screw spike and dynamic gauge performance of baseplate on timber.
057/ 001971	9744	<b>M24 Metal Insert for concrete slab</b>  Material: Cast Iron Finish: Natural or blue epoxy (as shown) Finish is optional. Used in conjunction with M24 Hex Head Bolts 13110









## → Anchor Parts

PADS Number	Part No.	Description	
057/ 001973	10887	<b>Nylon Dowel for concrete slab</b>  Material: Steel Finish: Coloured Black  Used in conjunction with 23 mm Anchor Screw 10886	
057/ 001963	11368	<b>M24 Nut</b>  Material: Steel Finish: Galvanised	
057/ 001964	11244	<b>M24 Plain Washer</b>  Material: Steel Finish: Galvanised	
057/ 001965	11242	<b>M24 Disc Spring</b>  Material: Spring Steel Finish: Zinc Passivated	


## → Anchor Parts

PADS Number	Part No.	Description	
057/ 077056	4330	<b>Double Helical Spring Washer 24 mm (Fe6)</b>  Material: Spring Steel Finish: Galvanised	
057/ 001947	11032- 23	<b>Plastic Top Hat Bush 23 mm</b>  Material: Nylon Finish: Coloured Yellow For use with 23 mm Anchor Screw 10886 only	
057/ 001966	11032- 24	<b>Plastic Top Hat Bush 24 mm</b>  Material: Nylon Finish: Coloured Black	
057/ 001998	9978	<b>Serrated Washer</b>  Material: Cast Iron Finish: Painted Black  Paint can be omitted in locations where fire regulations apply.	

## → SFC, VIPA SP and Vanguard Baseplate Shims

PADS Number	Part No.	Description	
057/ 001968	10401	<b>3 mm Thick Conforming Pad</b> Material: LLDPE Finish: Coloured White For pre casted concrete and steel decks	
Not Allocated	20830	<b>3 mm Thick Conforming Pad</b> Material: EVA Finish: Black	
Not Allocated	10603	<b>3 mm Thick Narrow Vipa Baseplates</b> Material: LLDPE Finish: Coloured White For pre casted concrete and steel decks	
Not Allocated	18983	<b>3 mm Thick Narrow Vipa Baseplates</b> Material: EVA Finish: Black	
057/ 010974	11361	<b>10 mm Thick Construction Shim</b> Material: HDPE Finish: Coloured Grey For poured concrete and grout	
057/ 010950	14954-1	<b>1 mm Thick Height Adjustment Shim (Half) with Slotted Holes</b> Qty 2 required. Material: Stainless Steel Finish: Natural	
057/ 001951	14954-2	<b>2 mm Thick Height Adjustment Shim (Half) with Slotted Holes</b> Qty 2 required. Material: Stainless Steel Finish: Natural	

## → SFC, VIPA SP and Vanguard Baseplate Shims

PADS Number	Part No.	Description	
057/ 001952	14953-3	<b>3 mm Thick Height Adjustment Shim (Half) with Slotted Holes</b> Qty 2 required. Material: HDPE Finish: Coloured Black	
057/ 001953	14953-5	<b>5 mm Thick Height Adjustment Shim (Half) with Slotted Holes</b> Qty 2 required. Material: HDPE Finish: Coloured Black	
057/ 001954	14953-10	<b>10 mm Thick Height Adjustment Shim (Half) with Slotted Holes</b> Qty 2 required. Material: HDPE Finish: Coloured Black	
Not Allocated	15850-1	<b>1 mm Thick Height Adjustment Shim (Full)</b> Material: Stainless Steel Finish: Natural	
Not Allocated	15850-2	<b>2 mm Thick Height Adjustment Shim (Full)</b> Material: Stainless Steel Finish: Natural	
057/ 001969	10854-3	<b>3 mm Thick Height Adjustment Shim (Full)</b> Material: HDPE Finish: Coloured Black	
057/ 001948	10854-5	<b>5 mm Thick Height Adjustment Shim (Full)</b> Material: HDPE Finish: Coloured Black	
057/ 001949	10854-10	<b>10 mm Thick Height Adjustment Shim (Full)</b> Material: HDPE Finish: Coloured Black	

For Special Applications, shims with a thickness of 4mm, 6mm, 15 mm, 20 mm and 25 mm are available on request.



## Re System

The Re system delivers an assembly with faster installation times and a reduced number of components when compared to a traditional e-clip equivalent. This can lead to more productive engineering possessions for track refurbishment.

With the Pandrol Re system the rail pad is supplied with the side post insulators already attached, reducing time and labour when laying out and installing the components on site.

### → Re Sleeper Assemblies (Ballast)

NR Sleeper Code	Assy No.	Description	
<b>Concrete Sleepers Renewals</b>			
F23 F25 F27 EF28 EF29 EF33	14615	<b>Re1609 Concrete Sleeper Assembly for 56E1 rail 1432 mm Gauge</b>	
<b>Qty per Rail Seat</b>			
	14616	Re1609 Clip Assembly x2	
	14229	Rail Pad Assembly x1	
			For re-railing operations.
F23 F27 EF28 EF29 EF33 EG49	16568	<b>Re1801-7 Concrete Sleeper Assembly for 56E1 rail 1432 mm Gauge</b>	
<b>Qty per Rail Seat</b>			
	15417-7	Re1801-7 Clip Assembly x2	
	14229	Rail Pad Assembly x1	
			For re-railing, or re-padding, or relaying with serviceable sleepers to achieve TSI compliance.
F40 5F40	15955	<b>Re1801-10 Concrete Sleeper Assembly for 56E1 rail 1432 mm Gauge</b>	
<b>Qty per Rail Seat</b>			
	15417-10	Re1801-10 Clip Assembly x2	
	15946	Rail Pad Assembly x1	
			For re-railing, or re-padding, or relaying with serviceable sleepers to achieve TSI compliance.

## → Re clips

PADS Number	Assy No.	Description
057/ 048469	14616	<p><b>Re1609 Clip Assembly (Standard Finish: Red)</b></p> <p>Nominal toe load per clip = 9kN Material: Spring Steel + Plastic (HVN) Used on F23 to F27, EF28, 5EF28, W402 sleepers for re-railing operations.</p> <p>Used in conjunction with composite pad type 14229, which has integral side insulators.</p>
057/ 048467	14616 CP	<p><b>Re1609 Clip Assembly (CP Finish: Grey)</b></p> <p>Nominal toe load per clip = 9kN Material: Spring Steel (Sherardised) + Plastic (HVN) Corrosion Protection (CP) finish – see Terminology. Used on F23 to F27, EF28, 5EF28, W402 sleepers for re-railing operations.</p> <p>Used in conjunction with composite pad type 14229, which has integral side insulators.</p>
057/ 048510	15417-7	<p><b>Re1801-7 Clip Assembly (Standard Finish: Blue)</b></p> <p>Nominal toe load per clip = 9kN Material: Spring Steel + Plastic (HVN) Used on F23 to F27, EF28, 5EF28, W402 sleepers for re-railing operations.</p> <p>Used in conjunction with composite pad type 14229, which has integral side insulators.</p>
057/ 048511	15417 -7CP	<p><b>Re1801-7 Clip Assembly (CP Finish: Black)</b></p> <p>Nominal toe load per clip = 9kN Material: Spring Steel (Sherardised) + Plastic (HVN) Corrosion Protection (CP) finish – see Terminology. Used on F23 to F27, EF28, 5EF28, W402 sleepers for re-railing operations.</p> <p>Used in conjunction with composite pad type 14229, which has integral side insulators.</p>



## → Re clips

PADS Number	Assy No.	Description
057/ 048519	15417 -10	<p><b>Re1801-10 Clip Assembly (Standard Finish: Green)</b></p> <p>Nominal toe load per clip = 9kN Material: Spring Steel + Plastic (HVN) Used on F40 and SF40 sleepers for re-railing operations.</p> <p>Used in conjunction with composite pad type 15946, which has integral side insulators.</p>
057/ 048538	15417 -10CP	<p><b>Re1801-10 Clip Assembly (CP Finish: Purple)</b></p> <p>Nominal toe load per clip = 9kN Material: Spring Steel (Sherardised) + Plastic (HVN) Used on F40 and SF40 sleepers for re-railing operations.</p> <p>Used in conjunction with composite pad type 15946, which has integral side insulators.</p>





## → Re rail pads

PADS Number	Part No.	Description	
057/ 048470	14229	<b>Re Studded Plastic Rail Pad Assembly for 56E1 Rail</b>  Working Thickness: 8 mm Material: EVA Bonded to HVN side insulators of 5.5 mm thick.  Used with Re1609 clip for re-railing and to replace the older thin pads and orange insulators on older sleeper types F23 to F27, EF28, 5EF28, EF29, EF29S and EF33	
057/ 048545	15946	<b>Re Studded Rubber Re Rail Pad Assembly for 56E1 Rail</b>  Working Thickness: 10 mm Material: Natural Rubber bonded to blue HVN side insulators of 8 mm thick.  Used with Re1801-10 clips for re-railing, or re-padding, or serviceable sleeper renewals on sleeper Types F40 and 5F40.	
Not Allocated	24007	<b>Re Studded Rubber Re Rail Pad Assembly for 56E1 Rail</b>  For Gauge Management Working Thickness: 10 mm Material: Natural Rubber bonded to green and natural side insulators of 6 mm and 10 mm thick.	
Not Allocated	21536	<b>Re Studded Plastic Re Rail Pad Assembly for 56E1 Rail</b>  Working Thickness: 10 mm Material: EVA bonded to blue HVN side insulators of 8 mm thick.  Used with Re1801-10 clips for re-railing, or re-padding, or serviceable sleeper renewals on sleeper Types F40 and 5F40.	
Not Allocated	24166	<b>Re Studded Plastic Re Rail Pad Assembly for 56E1 Rail</b>  For Gauge Management Working Thickness: 10 mm Material: Natural Rubber bonded to green and natural side insulators of 6 mm and 10 mm thick.	

## → Re Clip Hand Tools

PADS Number	Tool No.	Description	
039/ 042748	AE 18597	<b>e-Clip PanPuller Type C (Yellow) For Re1600 clips</b>  It is recommended that the hook of the PanPuller should be checked with a Go / No Go gauge periodically, to minimise the risk of slippage. A wear gauge is available to assess the condition of the hooks: Pandrol No. AE17260.  Replacement hooks are available: Pandrol AE17188 (Catalogue No. 039/042743)	
039/ 040129	AE 19657	<b>Insulated Re PanPuller - Insulated Handle (Yellow/Orange) for Re1600 clips</b>  As per AE18597 but with a fully insulated 35 mm handle with T cross bars for improved ergonomic and safer use.	
039/ 042743	AE 17188	<b>e-Clip PanPuller replacement hook (Yellow) for Re1800 clips</b>	

# ePlus



The ePlus system uses Pandrol's tried and trusted e-Clip technology, but with less components to handle. The integrated toe insulator on the ePlus clip allows a degree of roll freedom with minimal wear, and the sidepost insulator has an enhanced life span thanks to its separation from the toe insulator. ePlus has been designed for use on lines where there is an increased amount of rail movement or heavy traffic. ePlus is also used on switches and crossings where optimised performance is required.

## → ePLUS Sleeper Assemblies (Ballast)

NR Sleeper Code	Assy No.	Description
-----------------	----------	-------------

### Concrete Sleepers Renewals

F23	12231	<b>eP20127 Concrete Sleeper Assembly for 56E1 rail 1432 mm Gauge</b>
F25		
F27		
EF28		
EF29		
EF33		
NR56V		
<b>Qty per Rail Seat</b>		
	24005	eP20127 Clip Assy x2
	9286	Studded Rubber Rail Pad 8 mm x1
	9132	eP Insulator 5.5 mm x2



EG49	9917	<b>eP20129 Concrete Sleeper assembly for 60E2 rail</b>
RT60		
NR60		

### Qty per Rail Seat

24006	eP20129 Clip Assembly x2
9328	Studded Rubber Rail Pad x1
9875	eP Insulator 8 mm x2



### Steel Sleepers

W402	9134	<b>eP20127 Steel Sleeper assembly for 56E1 rail</b>
------	------	---

### Qty per Rail Seat

24005	eP20127 Clip Assy x2
2061/3	Rail Pad x1
9132	eP Insulator 5.5 mm x2



## → ePLUS Clips

PADS Number	Assy No.	Description
057/ 048237	24005	<b>eP20127 Clip Assembly (Standard Finish: Red)</b>  Nominal toe load per clip = 12.5 kN Material: Spring Steel + Plastic (HVN)
057/ 048307	24005 CP	<b>eP20127 CP Assembly (CP Finish: Grey)</b>  Nominal toe load per clip = 12.5 kN Material: Spring Steel (Sherardised) + Plastic (HVN) Corrosion Protection (CP) finish – see Terminology.



## → ePLUS Clips

PADS Number	Assy No.	Description
057/ 048236	24006	<b>eP20129 Clip Assembly (Standard Finish: Green)</b>  Nominal toe load per clip = 12.5 kN Material: Spring Steel + Plastic (HVN)
057/ 048308	24006 CP	<b>eP20129 CP Clip Assembly (CP Finish: Blue)</b>  Nominal toe load per clip = 12.5 kN Material: Spring Steel (Sherardised) + Plastic (HVN) Corrosion Protection (CP) finish – see Terminology.
057/ 048252	9871	<b>eP20130 Clip Assembly (Standard Finish: Yellow)</b>  Nominal toe load per clip = 12.5 kN Material: Spring Steel + Plastic (HVN) Left hand version of eP20129.
057/ 048309	9871 CP	<b>eP20130CP Clip Assembly (CP Finish: Purple)</b>  Nominal toe load per clip = 12.5 kN Material: Spring Steel (Sherardised) + Plastic (HVN) Left hand version of eP20129CP. Corrosion Protection (CP) finish – see Terminology.



## → ePlus Rail Pads

PADS Number	Part No.	Description
Special Applications		
057/ 048441	9286	<p><b>eP Studded Rubber Rail Pad</b></p> <p>Thickness: 8 mm Material: Natural Rubber Used with eP20127 clip on F23, F25, F27, EF28, EF29, EF33 sleepers and NR56V.</p>
057/ 048293	9328	<p><b>eP Studded Rubber Rail Pad</b></p> <p>Thickness: 10 mm Material: Natural Rubber Used on e-Plus EG49, RT60 and NR60 S&amp;C layouts.</p>
057/ 048521	2061/3	<p><b>Plain Plastic Rail Pad</b></p> <p>Thickness: 5.5 mm Material: EVA Used with W402 sleepers and PAN baseplates. Can also be used with concrete sleeper types: F23, F24, EF25, F27, EF28, EF32, EF33, F34, F35.</p>



## → ePlus Insulators

PADS Number	Part No.	Description
057/ 048111	9132	<p><b>eP Sidepost Insulator 5.5 mm (Blue)</b></p> <p>Material: HVN Used with eP20127 clip on F23, F25, F27, EF28, EF29, EF33, W402 sleepers and NR56V S&amp;C.</p>
057/ 048294	9875	<p><b>eP Sidepost Insulator 8 mm (White)</b></p> <p>Material: HVN Used with eP20129 clips on EG49 sleepers, NR60 S&amp;C and RT60.</p>
057/ 048114	9877	<p><b>eP Sidepost Insulator 10 mm (Black) for Gauge Management</b></p> <p>Material: HVN Used for EG49 and NR60 S&amp;C.</p>
057/ 048115	9876	<p><b>eP Sidepost Insulator 6 mm (Green) for Gauge Management</b></p> <p>Material: HVN Used for EG49 and NR60 S&amp;C.</p>



## → ePlus Clip Hand Tools

PADS Number	Tool No.	Description
111/ 120575	AE 18929	<b>eP PanPuller (Red/Yellow)</b>  For retrofitting eP20127 clips to sleeper types: F27, EF28, 5EF28, and for the new designs to NR56V.  It is recommended that the hook of the e-PLUS PanPuller should be checked with a Go / No Go gauge periodically, to minimise risk of slippage. A wear gauge is available to assess the condition of the hooks: Pandrol No. AE17260.  Replacement hooks are available: Pandrol No. AE18069
Not Allocated	AE 21269	<b>Insulated eP PanPuller (Red/Yellow/Orange)</b>  As per AE18929 but with a fully insulated handle.
Not Allocated	AE 18069	<b>eP PanPuller replacement hook (Yellow)</b>  For use with AE18929 and AE21269.



## → ePlus Clip Hand Tools

PADS Number	Tool No.	Description
039/ 042749	AE 17256	<b>eP PanPuller (White)</b>  The tool is used with the eP20129 green or eP20130 yellow e-PLUS clips, mostly with RT60 and NR60 layouts.  It is recommended that the hook of the e-PLUS PanPuller should be checked with a Go / No Go gauge, to minimise the risk of slippage. A wear gauge is available to assess the condition of the hook: Pandrol No. AE17260.  Replacement hooks are available: Pandrol AE17258.
Not Allocated	AE 21270	<b>Insulated eP PanPuller (White/Orange)</b>  As per AE18292 but with a fully insulated handle.
Not Allocated	AE 17258	<b>eP PanPuller replacement hook (White)</b>  For use with AE17256 and AE21270.





## e-Clip & PR Clips

The original Pandrol e-Clip and PR clips have stood the test of time all around the world thanks to their geometric design and ease of installation. They have been used across hundreds of applications, covering virtually every possible known rail section. Today's Pandrol e-Clips and PR clips are an evolution of time-tested technologies, which have safely carried the world's rail passengers and freight for decades.

### → e-Clip Assemblies (Ballast)

NR Sleeper Code	Assy No.	Description
-----------------	----------	-------------

Discontinued / Serviceable Older Concrete Sleeper

EG49	10273	<b>e2007 Concrete Sleeper Assembly for 56E1 rail 1436 mm Gauge</b>
------	-------	--

#### Qty per Rail Seat


2759	e2007 Clips x2
5197	Rail Pad x1
10274	Insulator (Red) Field Side x1
10275	Insulator (Yellow) Gauge Side x1



EG49	10273	<b>e2007 Concrete Sleeper Assembly for 60E2 rail 1438 mm Gauge</b>
------	-------	--

#### Qty per Rail Seat

2759	e2007 Clips x2
5197	Rail Pad x1
5720	Insulator (Green) x2



F40 5F40	13807	<b>e1809 Concrete Sleeper Assembly for 56E1 rail 1432 mm Gauge</b>
-------------	-------	--

#### Qty per Rail Seat

3468	e1809 Clips x2
4548	Rail Pad x1
4452	Insulator (Blue) x2

If required the e1809 clip can be replaced with a PR401A.



## → e-Clip Assemblies (Ballast)

NR Sleeper Code	Assy No.	Description	
F23 F27 EF25 EF28 EF29 EF33 NR56V	7162	<b>e1809 Concrete Sleeper Assembly for 56E1 rail 1432 mm Gauge</b>	
<b>Qty per Rail Seat</b>			
	3468 2061/3 724a	e1809 Clips x2 Rail Pad x1 Insulator (Orange) x2	
		If required the e1809 clip can be replaced with a PR401A.	
F23 F27 EF25 EF28 EF29 EF33 NR56V	7162	<b>e2001 Concrete Sleeper Assembly for 56E1 rail for Increased Toe Load 1432 mm Gauge</b>	
<b>Qty per Rail Seat</b>			
	2684 2061/3 2433	e2001 Clips x2 Rail Pad x1 Insulator (GRN White) x2	
		If required insulator 2433 can be upgraded to HVN type 6924.	
Discontinued / Serviceable Older Steel Sleeper			
W402 HH10 MK1	13730	<b>e1809 Steel Sleeper Assembly for 56E1 Rail 1435 mm Gauge</b>	
<b>Qty per Rail Seat</b>			
	3468 1061/3 724a	e1809 Clips x2 Rail Pad x1 Insulator (Orange) x2 Weld on shoulder 1086	
		If required the e1809 clip can be replaced with a PR401A	





## e-Clip Assemblies (Slab)

NR Sleeper Code	Assy No.	Description	
Discontinued / Serviceable Older Concrete Slab			
N/A	13934	<b>e2007 Concrete Slab Assembly for 56E1 rail</b>	
<b>Qty per Rail Seat</b>			
	2759 4548 4453 7205	e2007 Clips x2 Rail Pad x1 Insulator (Blue) x2 Glue in e-Clip Shoulder x2	
		Add Note "If required the e2007 clip can be replaced with either e1809 or PR401A to give reduced toe load."	
N/A	2698	<b>e1809 Concrete Slab Assembly for 56E1 rail with vertical and lateral adjustment</b>	
<b>Qty per Rail Seat</b>			
	3468 4548 2786/2 2787-4 2755	e1809 Clips x2 Rail Pad x1 Composite Insulator (Blue) x2 Spacer Plate x2 Glue in e-Clip Shoulder x2	
		If required the e1809 clip can be replaced with a PR401A.	

## → e-Clips/PR Clips for Non Pandrol Baseplate

NR Sleeper Code	Number of shoulder housings per baseplate	Pandrol Clip to used	Remarks
PAN 6 to PAN 12 PAN14	2 or 4	PR401A x2	Only 2 housing and clips to be used.
CC PAN 1 - 44	2	PR401A x1 PR402A x1	Check Rail baseplate
HO PAN	2	PR401A x1 PR402A x1	
PAN 14SG	4	e1809 x2	Only 2 housing and clips to be used. Only use e-Clips with SGI grade Cast Iron baseplate
V VN CV RCV	2 or 4	PR401A x2	Only 2 housing and clips to be used.
NRS1 NRS2 Combi Baseplate	2	e2007 x2	Dual rail baseplate for either 56E1 or 60E2 rail. Other components req, 7031 Rail pad x1 For 60E2 5720 Insulator (Green) x  For 56E1 10274 Insulator (Red) Field Side x1 10275 Insulator (Yellow) Gauge Side x1
Discontinued / Serviceable Older Baseplates			
PAN 1 to PAN 5	4	PR427A x 2 Originally fitted with PR303	Baseplates no longer available Only 2 housing and clips to be used.

## → e-Clips





PADS Number	Part No.	Description	
057/ 048255	3468	<b>e1809 Clip (Standard Finish: Red)</b>  Nominal toe load per clip = 9kN Material: Spring Steel  For use in F40 sleepers with a Blue (HVN) insulator. For use in all other sleepers with an Orange (Nylon) insulator. Must not be used with grey cast iron baseplates.	
057/ 048031	3468 CP	<b>e1809 Clip (CP Finish: Grey Matt)</b>  Nominal toe load per clip = 9kN Material: Spring Steel (Sherardised) Corrosion Protection (CP) finish – see Terminology.  For use in F40 sleepers with a Blue (HVN) insulator. For use in all other sleepers with an Orange (Nylon) insulator. Must not be used with grey cast iron baseplates.	
057/ 048256	4583	<b>e1810 Clip (Standard Finish: Yellow)</b>  Nominal toe load per clip = 9kN Material: Spring Steel Left-handed version of e1809.	
057/ 048043	4583 CP	<b>e1810 Clip (CP Finish: Black)</b>  Nominal toe load per clip = 9kN Material: Spring Steel (Sherardised) Left-handed version of e1809. Corrosion Protection (CP) finish – see Terminology.	



## → e-Clips

PADS Number	Part No.	Description	
057/ 048247	2684	<b>e2001 Clip (Standard Finish: Purple)</b>  Nominal toe load = 12.5 kN Material: Spring Steel  High toe load clip for F27/EF28 sleepers, used in difficult areas where insulator crushing, or creep is occurring. Must be used with white insulator, either type 2433 or type 6924.	
057/ 048044	2684 CP	<b>e2001 Clip (CP Finish: Red)</b>  Nominal toe load = 12.5 kN Material: Spring Steel (Sherardised) Corrosion Protection (CP) finish - see Terminology.  High toe load clip for F27/EF28 sleepers, used in difficult areas where insulator crushing, or creep is occurring. Must be used with white insulator, either type 2433 or type 6924.	
057/ 048248	2759	<b>e2007 Clip (Standard Finish: Blue)</b>  Nominal toe load = 12.5 kN Material: Spring Steel  High toe load clip which is interchangeable with either PR401A or e1809 clip types. Should not be used in applications fitted with orange insulator type 724a. Also used with IBJ's in NR60 S&C.	
057/ 048045	2759 CP	<b>e2007 Clip (CP Finish: Grey Gloss)</b>  Nominal toe load = 12.5 kN Material: Spring Steel (Sherardised) Corrosion Protection (CP) finish - see Terminology.  High toe load clip which is interchangeable with either PR401A or e1809 clip types. Should not be used in applications fitted with orange insulator type 724a. Also used with IBJ's in NR60 S&C.	

## → e-Clips

PADS Number	Part No.	Description	
057/ 048239	6608	<b>PR401A Clip (Standard Finish: Red)</b>  Nominal toe load per clip = 6.5kN Material: Spring Steel  For concrete sleepers and all PAN plates except obsolete PAN1 to PAN5 where PR303 clips were used.  Interchange with either a e1809 or e2007 for increased toe load.	
057/ 048253	6608 CP	<b>PR401A Clip (CP Finish: Matt Grey)</b>  Nominal toe load per clip = 6.5kN Material: Spring Steel (Sherardised) Corrosion Protection (CP) finish - see Terminology.  For concrete sleepers and all PAN plates except obsolete PAN1 to PAN5 where PR303 clips were used.  Interchange with either a e1810 or e2008 for increased toe load.	
057/ 048243	6693	<b>PR402A Clip (Standard Finish: Blue)</b>  Nominal toe load per clip = 6.5kN Material: Spring Steel Left-handed version of PR401A.  Interchange with either a e1810 or e2008 for increased toe load.	
057/ 048234	6693 CP	<b>PR402A Clip (CP Finish: Grey Gloss)</b>  Nominal toe load per clip = 6.5kN Material: Spring Steel (Sherardised) Left-handed version of PR401A CP.  Corrosion Protection (CP) finish - see Terminology.	

## → e-Clips

PADS Number	Part No.	Description
057/ 048245	6747	<b>PR427A Clip (Standard finish: Purple)</b>  Nominal toe load per clip = 6.5kN Material: Spring Steel  Maintenance replacement for PR303 in PAN 1 to PAN5 baseplates. Not suitable for other types of baseplates.
057/ 048242	6672 CP	<b>PR427A Clip (CP Finish: Red Gloss)</b>  Nominal toe load per clip = 6.5kN Material: Spring Steel (Sherardised) Corrosion Protection (CP) finish – see Terminology.  Maintenance replacement for PR303 in PAN 1 to PAN5 baseplates. Not suitable for other types of baseplates.
057/ 048244	6747	<b>PR428A Clip (Standard Finish: Green)</b>  Nominal toe load per clip = 6.5kN Material: Spring Steel Left-handed version of PR427A.
057/ 048249	6747 CP	<b>PR428A Clip (CP Finish: Yellow)</b>  Nominal toe load per clip = 6.5kN Material: Spring Steel (Sherardised) Left-handed version of PR427A CP. Corrosion Protection (CP) finish – see Terminology.



## → e-Clip/PR Pads






PADS Number	Part No.	Description
057/ 048521	2061/3	<b>Plain Plastic Rail Pad for 56E1 &amp; 60E2 Rail</b>  Thickness: 5.5 mm Material: EVA  Used with W402 sleepers and PAN baseplates. Can also be used with concrete sleeper types: F23, F24, EF25, F27, EF28, EF32, EF33, F34, F35.
057/ 048028	4548	<b>Studded Rubber Rail Pad for 56E1 &amp; 60E2 Rail</b>  Thickness: 10 mm Material: Natural Rubber Used on F40 and 5F40 sleepers.
057/ 048088	5197	<b>Studded Rubber Rail Pad for 56E1 &amp; 60E2 Rail</b>  Thickness: 10 mm Material: Natural Rubber Used on EG49 sleepers with either 56E1 or 60E2 rails.
057/ 048613	7031	<b>Studded Rubber Rail Pad for 56E1 &amp; 60E2 Rail</b>  Thickness: 10 mm Material: Natural Rubber Used on NRS1, NRS2 and Combi baseplates.



## → e-Clip Insulators


PADS Number	Part No.	Description	
057/ 048424	724a (Orange)	<b>e-Clip Insulator 5.5 mm (Orange)</b>  Material: HVN For 56E1 (BS113A) and BS110A where 109lb rail is installed. Used for F23, F24 series, EF25, F27, EF28, EF29, EF32, EF33, F34, F35, concrete sleepers and 400 series steel sleepers with 56E1 or BS110A.	
057/ 048423	724a (Blue)	<b>e-Clip Insulator 5.5 mm (Blue)</b>  Material: HVN Used where 98lb and 109lb rail is installed. Used for concrete sleeper types: F23, F24, EF25, F27, EF28, EF29, EF33, F34, F35 concrete sleepers and 400 series steel sleepers. This insulator is not commonly available and can be replaced with Pandrol type 6924 provided this is used with clip type e2001.	
057/ 048027	4452	<b>e-Clip Insulator 8 mm (Blue)</b>  Material: GRN For 56E1 (BS113A) Used on F40 and 5F40 sleepers.	
057/ 048436	2433	<b>e-Clip Insulator 5.5 mm (White) - (previously coloured black)</b>  Material: GRN For 56E1 (BS113A) Used on F40 and 5F40 sleepers. Used as part of the range of Pandrol insulators to provide gauge management by adjusting the position of the rail in the rail seat. This insulator can be upgraded to use HVN by substituting insulator type 6924, which is an identical size.	

## → e-Clip/PR Pads

PADS Number	Part No.	Description	
057/ 048985	6924	<b>e-Clip Insulator 5.5 mm (White)</b>  Material: HVN For 56E1 (BS113A) Can be used with NR56V to replace composite insulators. This HVN insulator is sufficiently flexible to be used as a replacement for blue nylon insulator Catalogue No. 057/048423 with either 98lb or 109lb rail but can only be used with e2001 clips.	
057/ 048434	7583	<b>e-Clip Sidepost Insulator 12 mm (Brown)</b>  Material: HVN For 56E1 (BS113A) Used on F40 and 5F40 sleepers. Used as part of the range of Pandrol insulators to provide gauge management by adjusting the position of the rail in the rail seat.	
057/ 048082	10274	<b>e-Clip Insulator 16.4 mm (Red)</b>  Material: HVN For 56E1 rail on field side of rail. Used on EG49 concrete sleepers and NRS1/NRS2/Combi baseplates.	
057/ 048081	10275	<b>e-Clip Insulator 10 mm (Yellow)</b>  Material: HVN For 56E1 rail on gauge side. Used on EG49 concrete sleepers and NRS1/NRS2/Combi baseplates.	
<b>Special Applications</b>			
057/ 048060	5720	<b>e-Clip Insulator 8 mm (Green)</b>  Material: HVN For 60E2 rail. Used on EG49 concrete sleepers, NRS1/NRS2/Combi baseplates and 6 Hole IBJ's on NR60 S&C.	

## → e-Clip Composite Insulator

PADS Number	Part No.	Description
Not Allocated		<b>e-Clip Composite Insulator Assemblies</b>
		For level and gauge adjustment on slab track installations. Plastic insulators and metal cover plates are combined to give a variety of widths and plate thicknesses to suit vertical and lateral rail adjustment.
057/048166	2786/1	<b>e-Clip Composite Insulator 6 mm (Black)</b> Material: HVN
057/048167	2786/2	<b>e-Clip Composite Insulator 7.5 mm (Blue)</b> Material: HVN
057/048168	2786/3	<b>e-Clip Composite Insulator 9 mm (Red)</b> Material: HVN



## → e-Clip Composite Insulator

PADS Number	Part No.	Description
057/048169	2787-4	<b>Composite cover plate 4 mm (Natural)</b> Material: Steel
057/048170	2787-8	<b>Composite cover plate 8 mm (Natural)</b> Material: Steel
057/048171	2787-12	<b>Composite cover plate 12 mm (Natural)</b> Material: Steel



## → e-Clip/PR/Re/e Plus Shoulders

PADS Number	Part No.	Description
<b>Concrete Sleepers</b>		
057/ 048071	7205	<p><b>e-Clip Glue in replacement Shoulder for Concrete Sleepers</b></p> <p>Standard Finish</p> <p>For use with 10 mm pads and either e-Clip assembly using GRN insulator type 4452 (blue) or e-PLUS assembly using eP20129.</p>
057/ 048063	7205 CP	<p><b>e-Clip Glue in replacement shoulder concrete slab track</b></p> <p>Sherardised Finish Corrosion Protection (CP) finish – see Terminology.</p>
<b>Concrete Slab "Ballastless Track" Discontinued Slab Track Form</b>		
Not Allocated	1615	<p><b>e-Clip Glue in shoulder concrete slab track (25 mm)</b></p> <p>Standard Finish</p> <p>For use on 5 mm non-insulated rail pads Typically, this covers PACT or other slip-formed concrete which use shoulders cast into the concrete. There are many differing types of shoulders, and these are differentiated by the height of the centre leg hole above the level of the concrete rail seat. This type covers shoulders with a centre leg hole 25 mm above the rail seat level.</p>
Not Allocated	1615 CP	<p><b>e-Clip Glue in shoulder concrete slab track (25 mm)</b></p> <p>Sherardised Finish Corrosion Protection (CP) finish – see Terminology.</p>

## → e-Clip/PR/Re/e Plus Shoulders

PADS Number	Part No.	Description
057/ 048071	7205	<p><b>e-Clip Glue in shoulder concrete slab track (34 mm)</b></p> <p>Standard Finish</p> <p>For use for 10 mm thick rail pads Typically, this covers PACT or slip-formed concrete which uses shoulders cast into the concrete. There are many differing types of shoulders, and these are differentiated by the height of the centre leg hole above the level of the concrete rail seat. This type covers shoulders with a centre leg hole 34 mm above the rail seat level.</p>
057/ 048063	7205 CP	<p><b>e-Clip Glue in shoulder concrete slab track</b></p> <p>Sherardised Finish Corrosion Protection (CP) finish – see Terminology.</p>
Not Allocated	2755	<p><b>e-Clip Glue in shoulder concrete slab track (45 mm)</b></p> <p>Standard Finish</p> <p>For use on 10 mm thick rail pads only and composite insulators to provide up to +10 mm of vertical adjustment. Typically, this covers PACT or slip-formed concrete, which uses shoulders cast into the concrete. There are many differing types of shoulders, and these are differentiated by height of the centre leg hole above the level of the concrete rail seat. This type covers shoulders with a centre hole height of 45 mm above the rail seat.</p>
Not Allocated	2755 CP	<p><b>e-Clip Glue in shoulder concrete slab track</b></p> <p>Sherardised Finish Corrosion Protection (CP) finish – see Terminology.</p>

→ e-Clip/PR/Re/e Plus Shoulders

PADS Number	Part No.	Description
-------------	----------	-------------

Steel Sleepers

Not Allocated	1086	<b>e-Clip weld on steel shoulder</b> For use with no rail pads.
---------------	------	--



Not Allocated	7715	<b>e-Clip weld on steel shoulder</b> For use with 5 mm thick rail pads only.
---------------	------	---



Not Allocated	7070	<b>e-Clip weld on steel shoulder</b> For use with 10 mm thick rail pads only.
---------------	------	--



## → e-Clip ZLR Conversion

PADS Number	Part No.	Description
057/ 048586	7015	<b>ZLR e-Clip Cover Plate</b>  Used in Zero Longitudinal Restraint (ZLR) assemblies – see Terminology. Can be used with existing sleeper configurations to convert the assembly into a ZLR assembly. The cover plate must be used with Clip Type e2071 only. Pandrol assembly number 15206 (covers all sleeper types)



## Special Applications

057/ 048587	3073 CP	<b>e2071 Clip (CP Finish: Green)</b>  Nominal toe load per clip = 12.5 kN Material: Spring Steel Corrosion Protection (CP) finish – see Terminology.  Clip only used for Zero Longitudinal Restraint (ZLR), to convert the following sleeper types to rail free assemblies: F23 to F27, EF28, 5EF28, W402, F40 5F40, with other specialist components.  Must be used in conjunction with cast-iron cover plate Type 7015, which is placed on top of the shoulders.
----------------	------------	--



## Special Applications

057/ 048558	12697	<b>Studded Plastic Rail Pad</b>  Thickness: 10 mm Material: EVA  Used for ZLR applications with F40 and 5F40 sleepers.
----------------	-------	---






## → e-Clip Hand Tools





PADS Number	Tool No.	Description
111/ 120576	AE 18068	<b>Pandrol PanPuller Type D (Yellow) For PR, &amp; e Clips</b>  Designed especially for e2001 and e2007clips but not for 4-shoulder baseplates. Hook positions for maximum efficiency: Upper pivot: Clip installation Lower pivot: Clip extraction It is recommended that the hook of the PanPuller should be checked with a Go / No Go gauge periodically, to minimise the risk of slippage. A wear gauge is available to assess the condition of the hooks Pandrol No. AE17260. Replacement hooks are available: Pandrol AE17188. (Catalogue No. 39/42743)
Not Allocated	AE 18089	<b>Pandrol Insulated PanPuller Type D (Yellow)</b>  For PR, & e-Clip fibreglass handle Insulated version of product AE18068.
039/ 042748	AE 18597	<b>e-Clip PanPuller Type C (Yellow) for 'PR', 'e' Clips</b>  Made for 4-shoulder baseplates. It is recommended that the hook of the PanPuller should be checked with a Go / No Go gauge periodically, to minimise the risk of slippage. A wear gauge is available to assess the condition of the hooks: Pandrol No. AE17260. Replacement hooks are available: Pandrol AE17188 (Catalogue No. 39/42743)
039/ 040129	AE 19657	<b>Pandrol Insulated e-clip PanPuller Type C (Yellow) for PR &amp; e clips.</b>  Insulated version of product AE18597



## → e-Clip Hand Tools

PADS Number	Part No.	Description
039/ 042743	AE 17188	<b>e-Clip/PR Clips PanPuller Type C and D replacement hooks (Yellow)</b>
		
039/ 042900	AE 19493	<b>PanSetter (Blue)</b>  The PanSetter is suitable for all Network Rail Sleepers fitted with PR, e, e-PLUS or Re clip types. Used for lifting the sleeper to the rail foot. It pushes the rail over, leaving the correct gap between the rail foot and the Pandrol housing, so that the insulator can be easily placed in the correct position.
		
Not Allocated	AE 19522	<b>PanSetter (Blue) fibreglass handle</b>
		

## → RE, ePlus, e-Clip and PR Hand Tools and Stressing Roller

PADS Number	Part No.	Description
Not Allocated	AE 21795	<b>PanPuller for IBJs</b>  This PanPuller has been specially scalloped and narrowed at the head, to fit between the Huck-bolts of the IBJs.  This PanPuller is for the IBJs within layouts using e1810 or e2001 or e2007 clips, but not Fastclip.
		
111/ 120578	AE 18597-A DC24	<b>PanPuller for split level baseplates in S&amp;C</b>  Developed at the request of Makers to fit into confined spaces around double level baseplates, mainly in the heel areas of the switches. This standard PanPuller has been adapted for these confined spaces, using a long-reach hook, so that the PanPuller is used from the opposite side of the baseplate.
		
Not Allocated	AE 19657	<b>PanPuller for split level baseplates in S&amp;C fibreglass handle</b>
		
094/ 018013	114- 0008	<b>The eVSR (Yellow) De-Stressing Roller</b>  A multi-function stressing roller for e, PR e-Plus and Re clip types. It combines both the side and under roller requirements for stressing rail. It also incorporates a lift function removing the need for track jacks.
		








# Panlocks and Rail Spikes

Panlock keys are suitable for use with 95 RBH rail and are employed in place of oak keys which often fall out and steel keys which often crush.

Elastic rail spikes are supplied to fit BR1 baseplates mounted on timber sleepers.

## → Elastic Rail Spikes and Hand Tools

PADS Number	Part No.	Description	
057/ 048450	4123	<b>PanLock Key for Bull Head rail (Red)</b> Standard Finish	
057/ 048046	4123 CP	<b>PanLock Key for Bull Head rail (Matt Grey)</b> Sherardised Finish Corrosion Protection (CP) finish – see Terminology.	
040/ 060549	AE 19989	<b>PanLock Puller</b> Hammers should never be used for either insertion or extraction of PanLock. Hammers may be used for the loosening of rusty PanLock, but not to fully extract.	
Not Allocated	AE 21271	<b>PanLock Puller fibreglass handle</b>	


## → Elastic Rail Spikes and Hand Tools

PADS Number	Part No.	Description
057/ 048781	16857	<b>Elastic Rail Spike Original A1 (Red)</b> Standard Finish Corrosion Protection (CP) finish – see Terminology.
057/ 048785	24119	<b>Elastic Rail Spike Maintenance replacement for A1 Spike</b> Standard Finish. The AL23 spike is supplied in two parts. The inner part is black, and the outer part is red, and fit together as shown. Corrosion Protection (CP) finish – see Terminology.
039/ 017090	AE 24127	<b>Elastic Rail Spikes Extractor</b> This tool can be used to remove elastic spikes from baseplates and sleepers. Hammers can be used for the insertion of elastic spikes.



# 14 Index - Sleeper Codes

Sleeper Code	Fastclip FC	Fastclip FCA	Re System	ePlus	e-Clip & PR Clips
500 Series	●				
560H	●				
5F40			●		●
EF25				●	●
EF28			●	●	●
EF29			●	●	●
EF33			●	●	●
EF36	●				
EG47	●	●			
EG49					●
EG53	●				
F23			●	●	●
F25			●	●	
F27			●	●	●
F40			●	●	●
F41	●				
G44	●	●			
G55	●				
HH10 (MK1)	●		●		●
HH10 (MK2)	●				
HH12	●				
NR56V				●	●
NR60				●	
RT60				●	
W402			●	●	●



# 14 Index – PAD Numbers



PAD No.	Product Group	Page	PAD No.	Product Group	Page	PAD No.	Product Group	Page
057/001947	Common Components	73	057/048167	e-Clip	102	057/048613	e-Clip / PR Clip	99
057/001962	Common Components	70	057/048168	e-Clip	102	057/048071	e-Clip / PR Clip	105
057/001963	Common Components	72	057/048063	e-Clip	103	057/048063	e-Clip / PR Clip	105
057/001964	Common Components	72	057/048170	e-Clip	103	057/048111	ePlus	87
057/001965	Common Components	72	057/048171	e-Clip	103	057/048114	ePlus	87
057/001966	Common Components	73	057/048247	e-Clip	96	057/048115	ePlus	87
057/001970	Common Components	70	057/048248	e-Clip	96	057/048236	ePlus	85
057/001971	Common Components	71	057/048255	e-Clip	95	057/048237	ePlus	84
057/001972	Common Components	70	057/048256	e-Clip	95	057/048252	ePlus	85
057/001973	Common Components	72	057/048423	e-Clip	100	057/048293	ePlus	86
057/001998	Common Components	73	057/048424	e-Clip	100	057/048294	ePlus	87
057/048034	Common Components	71	057/048434	e-Clip	101	057/048307	ePlus	84
057/048298	Common Components	71	057/048436	e-Clip	100	057/048308	ePlus	85
057/001948	Common Components	75	057/048586	e-Clip	108	057/048309	ePlus	85
057/001949	Common Components	75	057/048587	e-Clip	108	057/048441	ePlus	86
057/001950	Common Components	74	057/048558	e-Clip	108	039/042749	ePlus	89
057/001951	Common Components	74	057/048985	e-Clip	101	111/120575	ePlus	88
057/001952	Common Components	75	057/048234	e-Clip	97	057/048063	e / PR / ePlus / Re	104
057/001953	Common Components	75	057/048239	e-Clip	97	057/048071	e / PR / ePlus / Re	104
057/001954	Common Components	75	057/048242	e-Clip	98	039/016974	Fastclip Handtools	57
057/001968	Common Components	74	057/048249	e-Clip	98	039/047850	Fastclip Handtools	56
057/001969	Common Components	75	057/048243	e-Clip	97	039/047851	Fastclip Handtools	56
057/010974	Common Components	74	057/048244	e-Clip	98	039/047852	Fastclip Handtools	57
057/048027	e-Clip	100	057/048245	e-Clip	98	094/018014	Fastclip Handtools	58
057/048031	e-Clip	95	057/048253	e-Clip	97	111/107012	Fastclip Handtools	56
057/048043	e-Clip	95	039/042743	e-Clip	110	057/048021	Fastclip FC	11
057/048044	e-Clip	96	039/042748	e-Clip	110	057/048033	Fastclip FC	8
057/048045	e-Clip	96	039/042900	e-Clip	110	057/048048	Fastclip FC	8
057/048060	e-Clip	101	094/018013	e-Clip	111	057/048055	Fastclip FC	8
057/048063	e-Clip	104	111/120576	e-Clip	109	057/048056	Fastclip FC	8
057/048071	e-Clip	104	111/120578	e-Clip	111	057/048064	Fastclip FC	11
057/048081	e-Clip	101	057/048028	e-Clip / PR Clip	99	057/048066	Fastclip FC	11
057/048082	e-Clip	101	057/048088	e-Clip / PR Clip	99	057/048067	Fastclip FC	11
057/048166	e-Clip	102	057/048521	e-Clip / PR Clip	86/99	057/048072	Fastclip FC	12

PAD No.	Product Group	Page	PAD No.	Product Group	Page
057/048073	Fastclip FC	12	039/040129	Re System	81
057/048077	Fastclip FC	10	039/042743	Re System	81
057/048254	Fastclip FC	10	039/042748	Re System	81
057/048271	Fastclip FC	10	057/001958	Fastclip SFC	45
057/048278	Fastclip FC	10	057/001959	Fastclip SFC	45
057/048546	Fastclip FC	12	057/002029	Fastclip SFC	46
057/048589	Fastclip FC	9	057/001975	SFC / Vipa SP	47/54
057/048021	Fastclip FCA	25	057/001976	SFC / Vipa SP	47/54
057/048048	Fastclip FCA	22	057/001989	SFC / Vipa SP	48/55
057/048055	Fastclip FCA	22	057/002028	SFC / Vipa SP	48/55
057/048067	Fastclip FCA	25	057/048181	SFC / Vipa SP	47/54
057/048254	Fastclip FCA	24	057/048879	Vanguard	64
057/048271	Fastclip FCA	24	057/048334	Vanguard	63
057/067009	Fastclip FCA	23	057/048879	Vanguard	64
057/067011	Fastclip FCA	26	057/048350	Vanguard	62
057/048118	Fastclip FCA	26	057/048335	Vanguard	63
057/048589	Fastclip FCA	22	057/060022	Vanguard	62
057/048048	Fastclip FCB	33	057/060023	Vanguard	62
057/048055	Fastclip FCB	33	057/060024	Vanguard	64
057/048589	Fastclip FCB	33	057/060025	Vanguard	62
057/048046	Panlock & Rail Spikes	113	057/060026	Vanguard	63
057/048450	Panlock & Rail Spikes	113	057/060027	Vanguard	63
057/048781	Panlock & Rail Spikes	114	057/001956	Vipa SP	52
057/048785	Panlock & Rail Spikes	114	057/001957	Vipa SP	52
039/017090	Panlock & Rail Spikes	114	057/001960	Vipa SP	51
040/060549	Panlock & Rail Spikes	113	057/001961	Vipa SP	51
057/048467	Re System	78	057/048048	Vipa SP	53
057/048469	Re System	78	057/048055	Vipa SP	53
057/048510	Re System	78			
057/048511	Re System	78			
057/048519	Re System	79			
057/048538	Re System	79			
057/048545	Re System	80			

## Terminology

### CP

Corrosion Protection finish should be used in wet tunnels, coastal areas, level crossings adjacent to heavily salted roads, and platforms.

### ZLR

Zero Longitudinal Restraint assemblies allow longitudinal movement of the rail. Used to provide differential movement between the rails and long bridge structures, or stressing relief for ground subsidence. ZLR assemblies use normal toe-load clips but divert the clamping force in other directions providing a gap over the rail foot and allowing the rail to slide longitudinally in the gap. In the event of the rail moving to close the gap (such as rail roll) the nominal toe-load is immediately available to prevent further overturning movement. This component can be used with existing sleeper configurations to alter the fastening assembly into a ZLR assembly.

### Interchangeable 4-hole Pattern

4-hole Vanguard, VIPA-SP and SFC baseplates use an interchangeable hole pattern.

# Change Log

Changes from 2023 edition.

Page /	Description
6	Changed Assembly number of FC1504 from 9983 to 9363.
15	Changed Assembly number of FC1504 from 24685 to 24054-150-20.
15	Changed Pads number of FC1504 from 057/000943 to 057/000961.
15	Changed Assembly number of FC1504 from 24686 to 24054-150-20.
15	Added FC1504 with Pads number 057/000943.
34	Changed Pads number of Studded Rubber Rail Pad from 057/002826 to 057/002828.
108	Changed description of e2017 Clip to e2071 Clip.
109	Added Pads number to AE19657.
113	Added Part number PanLock Key (Red).
113	Added Part number PanLock Key (Matt Grey).
114	Changed Part number for Elastic Rail Spike from A1 to 16857.
114	Changed Part number for Elastic Rail Spike Maintenance from AL23 to 24119.



# Partners in excellence

Contact us to discuss your track requirements

[info@pandrol.com](mailto:info@pandrol.com)

